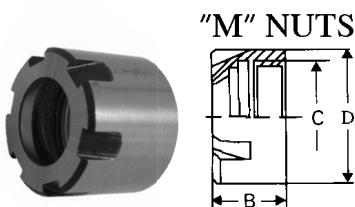


STRAIGHT SHANK COLLET CHUCK EXTENSIONS - METRIC

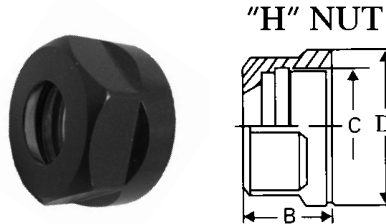
A SHANK	COLLET SERIES	COLLET CAPACITY	COLLET NUT	B	C	D	PART #	COLLET WRENCH
8MM	ER8	0.5-5.0MM	ER8M	70MM	56MM	12MM	SS8ER8070	ER8MW
8MM	ER8	0.5-5.0MM	ER8M	100MM	80MM	12MM	SS8ER8100	ER8MW
10MM	ER8	0.5-5.0MM	ER8M	70MM	56MM	12MM	SS10ER8070	ER8MW
10MM	ER8	0.5-5.0MM	ER8M	100MM	80MM	12MM	SS10ER8100	ER8MW
12MM	ER8	0.5-5.0MM	ER8M	95MM	80MM	12MM	SS12ER8095	ER8MW
12MM	ER8	0.5-5.0MM	ER8M	140MM	100MM	12MM	SS12ER8140	ER8MW
14MM	ER12	0.5-7.0MM	ER12H	38MM	25MM	19MM	SS14ER12038	ER12HW
16MM	ER11	0.5-10.0MM	ER11M	60MM	40MM	16MM	SS16ER11060	ER11MW
16MM	ER11	0.5-10.0MM	ER11M	120MM	100MM	16MM	SS16ER11120	ER11MW
16MM	ER11	0.5-10.0MM	ER11M	180MM	160MM	16MM	SS16ER11180	ER11MW
20MM	ER11	0.5-7.0MM	ER11H	145MM	115MM	19MM	SS20ER11145	ER11HW
20MM	ER16	0.5-10.0MM	ER16H	55MM	30MM	28MM	SS20ER16055	ER16HW
20MM	ER16	0.5-10.0MM	ER16H	79MM	50MM	28MM	SS20ER16079	ER16HW
20MM	ER16	0.5-10.0MM	ER16H	125MM	100MM	28MM	SS20ER16125	ER16HW
20MM	ER16	0.5-10.0MM	ER16M	135MM	100MM	22MM	SS20ER16135	ER16MW
20MM	ER20	1-13MM	ER20M	142MM	100MM	28MM	SS20ER20142M	ER20MW
20MM	ER20	1-13MM	ER20H	142MM	100MM	34MM	SS20ER20142H	ER20HW
22MM	ER11	0.5-7.0MM	ER11H	130MM	100MM	19MM	SS22ER11130	ER11HW
22MM	ER16	0.5-10.0MM	ER16H	103MM	80MM	28MM	SS22ER16103	ER16HW
22MM	ER16	0.5-10.0MM	ER16H	160MM	134MM	28MM	SS22ER16160	ER16HW
22MM	ER16	0.5-10.0MM	ER16M	149MM	125MM	22MM	SS22ER16149	ER16MW
22MM	ER20	1-13MM	ER20H	140MM	100MM	34MM	SS22ER20140	ER20HW
22MM	ER20	1-13MM	ER20H	160MM	120MM	34MM	SS22ER20160	ER20HW
22MM	ER20	1-13MM	ER20H	120MM	80MM	34MM	SS22ER20120	ER20HW
25MM	ER25	1-16MM	ER25E	135MM	100MM	42MM	SS25ER25135	ER25EW

COLLET WRENCH IS NOT INCLUDED WITH THE HOLDER
SEE PAGES 156-161 FOR COLLETS.

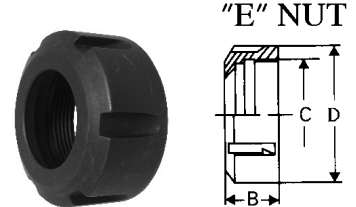
REPLACEMENT ER COLLET NUTS



PART#	D (MM)	B (MM)	C
ER8M	12	10.8	M10 X 0.75
ER11M	16	11.3	M13 X 0.75
ER16M	22	17	M19 X 1
ER20M	28	19	M24 X 1
ER25M	35	20	M30 X 1



PART#	D (MM)	B (MM)	C
ER11H	19	11.3	M14 X 0.75
ER12H	19	12.5	M14 X 0.75
ER16H	28	17	M22 X 1.5
ER20H	34	19	M25 X 1.5



PART#	D (MM)	B (MM)	C
ER16E	32	17.5	M22 X 1.5
ER20E	35	18.5	M25 X 1.5
ER25E	42	20	M32 X 1.5
ER32E	50	22	M40 X 1.5
ER40E	63	25	M50 X 1.5
ER50E	78	35	M64 X 2