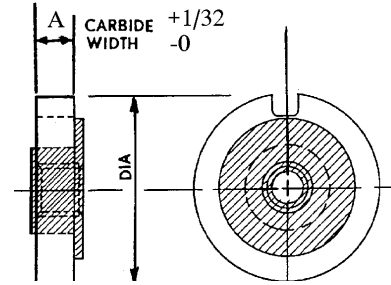


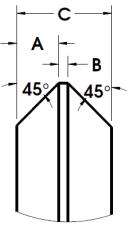
### SOLID CARBIDE UNGROUND CIRCULAR FORM TOOL BLANKS FOR B&S

A	#00 B&S PART#	#0 B&S PART#	#2 B&S PART#
1/8	00SCB-4	0SCB-4	2SCB-4
3/16	00SCB-6	0SCB-6	2SCB-6
1/4	00SCB-8	0SCB-8	2SCB-8
5/16	00SCB-10	0SCB-10	2SCB-10
3/8	00SCB-12	0SCB-12	2SCB-12
1/2	00SCB-16	0SCB-16	2SCB-16



- Solid carbide circular form tool blanks brazed to threaded steel hubs
- Gashed "U" shape for right or left hand cutting.

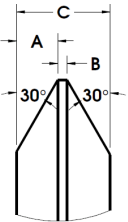
### 45° DOUBLE CHAMFER TOOLS FOR B&S



MACHINE SIZE	A	B	C	M2 PART#	T15PM PART#	3-LIP C2 CARB TIPPED PART#	SOLID C2 CARBIDE PART#
#00	1/16	.025	1/4	0045C1	0045C1V	0045C1-CT	
	7/64	.025	1/4	0045C2	0045C2V	0045C2-CT	0045C2-SC
#0	3/32	.040	5/16	045C1	045C1V	045C1-CT	
	1/8	.040	5/16	045C2	045C2V	045C2-CT	045C2-SC
#2	7/64	.050	3/8	245C1	245C1V	245C1-CT	
	5/32	.050	3/8	245C2	245C2V	245C2-CT	245C2-SC



### 30° DOUBLE CHAMFER TOOLS FOR B&S



MACHINE SIZE	A	B	C	M2 PART#	T15PM PART#	3-LIP C2 CARB TIPPED PART#
#00	1/16	.025	1/4	0030C1	0030C1V	0030C1-CT
	7/64	.025	1/4	0030C2	0030C2V	0030C2-CT
#0	3/32	.040	5/16	030C1	030C1V	030C1-CT
	1/8	.040	5/16	030C2	030C2V	030C2-CT
#2	7/64	.050	3/8	230C1	230C1V	230C1-CT
	5/32	.050	3/8	230C2	230C2V	230C2-CT

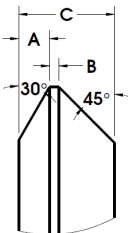
- Designed for chamfering the back end of the completed part and the front end of following part prior to cutting off in between.

- These tools are available with the flat in the center of the tool or offset which has the flat closer to the spindle side of the tool to allow working close to the spindle.

- **Carbide tipped tools** are supplied for right hand cutting, for left hand cutting add -L to the part number listed. All other choices have a "U" shaped gash for cutting in either direction.

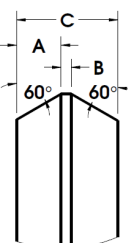
- Available with side pinholes
- Side clearance ground

### 30° / 45° CHAMFER TOOLS FOR B&S



MACHINE SIZE	A	B	C	M2 PART#	T15PM PART#
#00	5/64	.025	1/4	00C3045	00C3045V
#0	3/32	.040	5/16	0C3045	0C3045V
#2	7/64	.050	3/8	2C3045	2C3045V

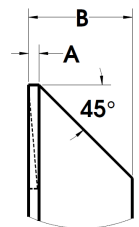
### 60° DOUBLE CHAMFER TOOLS FOR B&S



MACHINE SIZE	A	B	C	M2 PART#	T15PM PART#
#00	1/16	.025	1/4	0060C1	0060C1V
	7/64	.025	1/4	0060C2	0060C2V
#0	3/32	.040	5/16	060C1	060C1V
	1/8	.040	5/16	060C2	060C2V
#2	7/64	.050	3/8	260C1	260C1V
	5/32	.050	3/8	260C2	260C2V

### FACE-OFF TOOLS FOR B&S

45° FACE-OFF TOOLS are intended for facing the end of the bar, necking, or forming large 45° chamfers



MACHINE SIZE	A	B	M2 PART#	T15PM PART#	3-LIP C2 CARB TIPPED PART#
#00	.025	1/4	00F45	00F45V	00F45-CT
#0	.040	5/16	0F45	0F45V	0F45-CT
#2	.050	3/8	2F45	2F45V	2F45-CT