SOMMA
TOOL COMPANY, INC.

PREMIER TOOLING FOR THE MANUFACTURING INDUSTRY

since 1939

TITLE PAGE

Broaching, Internal

Swiss Adjustment Free Broach Tool Holders....8
Swiss Broaching Heads for ER Collet Chucks....7
Adjustable Broach Tool Holders....10
CNC Adj. Free Broach Tool Holders....11
Index Punch Broaching....17
Driven Broach Tool Holder for Multi's....11
Broaches 8mm Dia x 28mm (#SW)....9
Broaches: 8mm Dia. x 1-1/4" (#00)....12-14
Broaches: 1/2" Dia. x 1-3/4" (#2)....12-14
Broaches: 3/4" Dia. x 2-3/4" (#HD)....15 & 16
Gages; Set Up & Go / No Go....16

Broaching, External

External Broach Tool Holders....18
Driven Broach Tool Holder for Multi's....11
External Broaches....19

Drilling

Davenport and B&S Drill Holders....118-119
Quick Change ER Collet System....120-123
ER Collet, Collet Chucks....124-128
ER Collet Double Ended Collet Chucks....129
DA & TG Collet, Collet Chucks....130-132
Automotive Threaded Shank Collet Chuck....119
Drill Speeder & Air Speeder....133
Solid Carbide Drills....134-138
Flat Drill Blanks....139
Drill Blanks....139

End Working

Davenport Countersink....86
Countersinking....85-90
Spot Drilling....84
Recess Tool Holders & Tool Blanks....101
Tube End Forming Tooling....91-93
Outside Deburring & Chamfering....94-97
Inside Deburring & Chamfering....98-99

Tapping

Tapping / Re-Tapping 2nd Operation Mach....106-107
Tension / Compression & Tension Only-....108-109
ER Collet Tap Holders
Non-Releasing Tap Holders....110
Releasing Tap Holders....111-112
Releasing Acorn Die Holders....112

TITLE PAGE

Reaming

ER Collet Floating Reamer Holder....113
DA Collet Floating Reamer Holder....114
Bushing Style Adjustable Offset Holder....115
VDI Shank ER Collet Floating Reamer Holder....114
Morse Taper Shank ER Collet Holder....115
Solid Carbide Reamers....116-117

Swiss Mini Shank Tooling

Series 6 Holders & Diamond Inserts....57-63
Series 8 Holders & Diamond Inserts....65,66,76
Series 50 Holders & Diamond Inserts....67-69
Series 10 Holders & Triangular Inserts....70-71
Series 16 Holders & Triangular Inserts....72-73
Series 20 Holders & Triangular Inserts....74-75

Forming & Shaving

RQC Quick Change Resharpenable....20-29
Form & Shave Tool System
STAI Economical Quick Change....30
Form Tool System
Form Tool Calculation Program....31
Spindle Speed/Surface Feet Calculator....31
Dovetail Form Tool Holders....32-33
Dovetail Form Tool Blanks....34-35
Dovetail Shave Tool Blanks....36
Dovetail Checking Gages....35
Dovetail Sharpening Fixtures....35
Davenport Circ. Tools & Holders....38-39
B&S Circ. Form Tool Holder....40
B&S Circ. Blanks and Form Tools....41-44
B&S Universal Tool Post....45
Rectangular & Square Form Tool Blanks....45

Box Turning

Tangi-Square Insert Box Turning....78-79
Triangular Insert Box Turning....80-81
H.S.S. Tool Bit Box Turning....80-81
Rectangular Insert L.H. Box Turning....80-81
Carbide Insert Tool Bit for L.H. Turning....77
R&L Turning Tools....82-83
Replacement Rolls & Pins....77

Endmills

Solid Carbide....181-185

AMERICAN EXPRESS MasterCard VISA

TABLE OF CONTENTS
CATALOG 2017

TITLE	PAGE
Cutting-Off	
Davenport & B&S Circ. C/O	46-47
C/O Blade Holders	47
T-Type C/O Blades	48-50
Acme C/O Blades	50
Johnson Hollow Ground C/O Blades	51
Twin Tip, Empire Style	50
Square Shank Holders W/ Indexable Inserts	52-53
Dav. & B&S Circ. Indexable Square Insert C/O	55
Indexable Square C/O Inserts	54
Dav. Circ. Resharpenable Insert C/O Hldr	55
Knurling	
Davenport Knurling Tools	102
Self Centering Straddle Knurl Tools	102
Adjustable Straddle Knurl Tools	103
Swiss In-Line & T Style Straddle Knurl Tools	104
Bump Style Single Knurl Tools	105
Knurls	102
Taper Shank Tooling	
Cat. 40 “TG” Collet Chucks	173
Cat. 40 “ER” & “DA” Collet Chucks	174
Cat. 40 Balanced Precision Chuck	176
Cat. 40 Straight Shank Adapter	177
Cat. 40 Milling Chuck	178
Cat. 40 Endmill Adapter	179
Cat. 50 “ER” & “DA” Collet Chucks	174
Cat. 50 “TG” Collet Chucks	175
Cat. 50 Balanced Precision Chuck	176
Cat. 50 Straight Shank Adapter	177
Cat. 50 Milling Chuck	178
Cat. 50 Endmill Adapter	179
BT40 & 50 Precision & Milling Chucks	178

TITLE	PAGE
Collets / Tool Holding	
ER8 to ER50 Drill Collets	156-160
ER11 to ER40 Tap Collets	161
Erickson® “DA” Drill Collets	162-163
50TG to 150TG Drill Collets	164-167
50TG to 150TG Tap Collets	168
Universal® Acura-Flex Drill Collets	155
Universal® Double Taper Drill Collets	161
Sandvik® /Balas “C” Series Drill & Tap Collets	169
5C Collets	170-171
R8 Collets	171
Bushings / Tool Holding	
Split Drill Bushings	142-144
Split Tap Bushings	145
B&S Slotting Bushings	145
Type “B” Tool Holder Bushings	146-151
Type “C” Tool Holder Bushings	151
Type “DD” & “L” Tool Holder Bushings	152
Type “LB” & “LBF” Tool Holder Bushings	153
Type “J” & “Z” Tool Holder Bushings	154
Boring Bar Sleeves	141
Taper Drill Sockets	141
Workholding	
Bar Pullers	186-187
Balas Master Collets, Master Pushers & Pads for Warner & Swasey Machines	188-191
Swiss Machine Spindle Collets	192-193
Swiss Carbide Lined Guide Bushings	194
Miscellaneous B&S	
Cam Blanks	140
Cam Roller & Pins	140
Deburring Tool for Slotting Attachments	141

Customer Service
109 Scott Road Waterbury, CT 06705 USA
(203)-753-2114 • Fax (203)-756-5489
Email: sales@sommatool.com

Your local Somma distributor will provide you with prompt service and knowledgeable assistance. We also offer excellent backup support from our factory. Here is a list of people to contact at Somma Tool Company for sales and technical assistance.

SALES / SALES ENGINEERS				BROACHING/ TECHNICAL SUPPORT		QC INSERT TOOLING/ TECHNICAL SUPPORT	
NAME	Ext.#	NAME	Ext.#	NAME	Ext.#	NAME	Ext.#
Matt Ciullo	105	Gina Somma	104	Dick Noti	108	Rob Somma	111
Jerry Somma	106	Raphael Santiago	107	Abel Rodrigues	110	Rick Grante	115

DEBURRING TOOLS FOR SLOTTING ATTACHMENTS OF B&S AND SWISS MACHINES

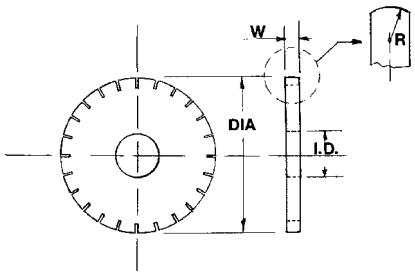

These high speed steel circular deburring tools fit the slotting attachment of B&S Screw Machines and Swiss Machines and remove cut-off burrs from the back end of the part completely, smoothly and uniformly.

The O.D. of the deburring tool is slightly crowned and the teeth are radial (without clearance) so as to only remove the cut-off burr without digging into the part.

CAT. NO.	MACHINE SIZE	DIA.	I.D.	WIDTH
SBT-00	#00 B&S	1-3/4	5/8	3/16
SBT-0	#0 B&S	2-1/4	5/8	3/16
SBT-2	#2 B&S	2-3/4	3/4	1/4
SBT-SW	SWISS	25MM(1")	8MM(.315)	3/16

BORING BAR SLEEVES

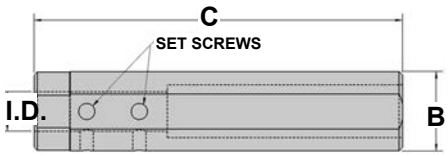

B	C	I.D. Size / Cat. No.												
O.D.	Length	1/4	5/16	3/8	1/2	5/8	3/4	7/8	1"	1-1/4	1-1/2	1-3/4	2"	2-1/2
3/4	5"	53339	53400	53392	53393									
22MM	5"	53340	53341	53342	53343	53344								
1"	6"			53401	53402									
1-1/2	7"			53411	53412	53413	53414							
1-1/2	8"							53415	53416					
1-3/4	8"				53421	53425	53422	53426	53423					
2"	9"					53431	53432	53433	53434	53435				
2-1/2	10"					53441	53442		53443	53444	53445			
3"	11-1/2								53450	53451	53452	53453	53454	
4"	14"										53460	53461	53462	53463

TAPER DRILL SOCKETS

SUPERIOR DESIGN/PREMIUM QUALITY

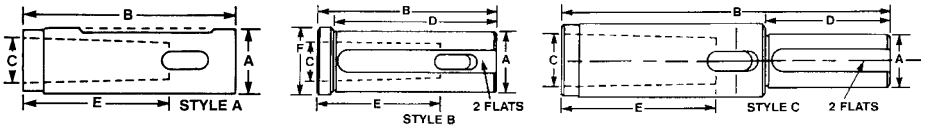

These taper drill sockets are hardened, precision ground, and concentric within .0002 of an inch. They fit directly into tool holders and turrets to positively drive all morse taper shank tools, drills, reamers, and counterbores.

CAT. NO.	STYLE	SHANK DIA. A	B	MORSE TAPER C	D	E	F
MT1-0075	A	3/4	3-1/4	No. 1	2.313	2-3/16	1
*MT1-1000	B	1	3-3/4	No. 1	3.125	2-3/16	1-1/4
*MT2-1000	B	1	3-3/4	No. 2	3.125	2-5/8	1-1/4
*MT1-1250	B	1-1/4	4	No. 1	3.375	2-3/16	1-1/2
*MT2-1250	B	1-1/4	4	No. 2	3.375	2-5/8	1-1/2
*MT3-1250	B	1-1/4	4	No. 3	4.000	3-1/4	1-1/2
*MT1-1500	B	1-1/2	5	No. 1	4.375	2-3/16	1-3/4
*MT2-1500	B	1-1/2	5	No. 2	4.375	2-5/8	1-3/4
*MT3-1500	B	1-1/2	5	No. 3	4.375	3-1/4	1-3/4
*MT4-1500	B	1-1/2	5-3/4	No. 4	4.375	4-1/8	1-3/4
*MT1-1750	B	1-3/4	5-3/4	No. 1	5.125	2-3/16	2
*MT2-1750	B	1-3/4	5-3/4	No. 2	5.125	2-5/8	2
*MT3-1750	B	1-3/4	5-3/4	No. 3	5.125	3-1/4	2
*MT4-1750	B	1-3/4	5-3/4	No. 4	4.375	4-1/8	2

*** Item available in style "A". Call for price and availability.**

The straight shank style "A" taper drill sockets are manufactured in limited quantities and sizes. Please contact our courteous sales staff for availability and pricing information. Select the O.D. size that fits your machine and order from the chart below.

CAT. NO.	STYLE	SHANK DIA. A	B	MORSE TAPER C	D	E	F
MT5-1750	C	1-3/4	11-1/8	No. 5	4-1/4	5-1/4	2-3/8
MT2-2000	B	2	6-1/8	No. 2	5-1/2	2-5/8	2-1/4
MT3-2000	B	2	6-1/8	No. 3	5-1/2	3-1/4	2-1/4
MT4-2000	B	2	6-1/8	No. 4	5-1/2	4-1/8	2-1/4
MT5-2000	C	2	11-1/8	No. 5	4-1/4	5-1/4	2-3/8
MT2-2500	B	2-1/2	5-3/4	No. 2	5-1/8	2-5/8	2-3/4
MT3-2500	B	2-1/2	6-5/8	No. 3	6	3-1/4	2-3/4
MT4-2500	B	2-1/2	6-5/8	No. 4	6	4-1/8	2-3/4
MT5-2500	B	2-1/2	7-5/8	No. 5	7	5-1/4	2-3/4
MT4-3000	B	3	6-5/8	No. 4	6	4-1/8	3-3/8
MT5-3000	B	3	7-5/8	No. 5	7	5-1/4	3-3/8
MT4-2250	B	2-1/4	6-5/8	No. 4	6	4-1/8	2-1/2
MT5-2250	B	2-1/4	7-5/8	No. 5	7	5-1/4	2-1/2
MT4-2750	B	2-3/4	6-5/8	No. 4	6	4-1/8	3
MT5-2750	B	2-3/4	7-5/8	No. 5	7	5-1/4	3

FOR CNC LATHES TOO!

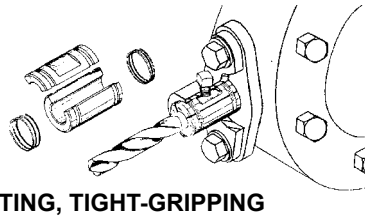

ACCURATE, LONG-LASTING, TIGHT-GRIPPING

UNIQUE DESIGN -- Bushing grips the drill around three-quarters of its circumference and fits the hole in the holder in the same manner. Result? More accurate fitting and line-up of drill and bushing.

POSITIVE OPERATION -- Entire length of bushing firmly clamps drill shank. Less chance of drill being pushed back.

HEAT-TREATED FOR LONG LIFE -- Made of quality carburizing steel and heat-treated.

- 1-1/4" OD TAP AND DRILL BUSHINGS/PRICE ON APPLICATION
- 1-1/2" OD TAP AND DRILL BUSHINGS/PRICE ON APPLICATION

DRILL HOLDER BUSHING SETS AND TAP HOLDER BUSHING SETS NOW AVAILABLE

- NOW YOU CAN ORDER COMPLETE SETS OF DRILL HOLDER BUSHINGS AND TAP HOLDER BUSHINGS, PACKAGED IN A CONVENIENT STORAGE CASE. THE PRICE OF A SET IS 10% LESS THAN WHEN EACH BUSHING IS ORDERED SEPARATELY.
- DRILL BUSHING SETS INCLUDE 1 EACH OF ALL BUSHINGS LISTED BELOW BY COLUMN.

BUSHING DIMENSIONS

#00	1/2" O.D. x 3/4" Long
#0	5/8" O.D. x 7/8" Long
#2	1" O.D. x 1-1/4" Long

REPLACEMENT RETAINING SPRINGS

Bushing Size	Cat. No.
#00	MB00-RS
#0	MB0-RS
#2	MB2-RS

#00 DRILL BUSHINGS 1/2" OD X 3/4" LONG

FRACTIONAL	LETTER	NUMBER			METRIC		
MB00-1/64	MB00-A	MB00-#1	MB00-26	MB00-51	MB00-1.00MM	MB00-4.30MM	MB00-7.60MM
MB00-1/32	MB00-B	MB00-2	MB00-27	MB00-52	MB00-1.10MM	MB00-4.40MM	MB00-7.70MM
MB00-3/64	MB00-C	MB00-3	MB00-28	MB00-53	MB00-1.20MM	MB00-4.50MM	MB00-7.80MM
MB00-1/16	MB00-D	MB00-4	MB00-29	MB00-54	MB00-1.30MM	MB00-4.60MM	MB00-7.90MM
MB00-5/64	MB00-E	MB00-5	MB00-30	MB00-55	MB00-1.40MM	MB00-4.70MM	MB00-8.00MM
MB00-3/32	MB00-F	MB00-6	MB00-31	MB00-56	MB00-1.50MM	MB00-4.80MM	MB00-8.10MM
MB00-7/64	MB00-G	MB00-7	MB00-32	MB00-57	MB00-1.60MM	MB00-4.90MM	MB00-8.20MM
MB00-1/8	MB00-H	MB00-8	MB00-33	MB00-58	MB00-1.70MM	MB00-5.00MM	MB00-8.30MM
MB00-9/64	MB00-"I"	MB00-9	MB00-34	MB00-59	MB00-1.80MM	MB00-5.10MM	MB00-8.40MM
MB00-5/32	MB00-J	MB00-10	MB00-35	MB00-60	MB00-1.90MM	MB00-5.20MM	MB00-8.50MM
MB00-11/64	MB00-K	MB00-11	MB00-36	MB00-61	MB00-2.00MM	MB00-5.30MM	MB00-8.60MM
MB00-3/16	MB00-L	MB00-12	MB00-37	MB00-62	MB00-2.10MM	MB00-5.40MM	MB00-8.70MM
MB00-13/64	MB00-M	MB00-13	MB00-38	MB00-63	MB00-2.20MM	MB00-5.50MM	MB00-8.80MM*
MB00-7/32	MB00-N	MB00-14	MB00-39	MB00-64	MB00-2.30MM	MB00-5.60MM	MB00-8.90MM*
MB00-15/64	MB00-O	MB00-15	MB00-40	MB00-65	MB00-2.40MM	MB00-5.70MM	MB00-9.00MM*
MB00-1/4	MB00-P	MB00-16	MB00-41	MB00-66	MB00-2.50MM	MB00-5.80MM	MB00-9.10MM*
MB00-17/64	MB00-Q	MB00-17	MB00-42	MB00-67	MB00-2.60MM	MB00-5.90MM	MB00-9.20MM*
MB00-9/32	MB00-R	MB00-18	MB00-43	MB00-68	MB00-2.70MM	MB00-6.00MM	MB00-9.30MM*
MB00-19/64	MB00-S*	MB00-19	MB00-44	MB00-69	MB00-2.80MM	MB00-6.10MM	MB00-9.40MM*
MB00-5/16	MB00-T*	MB00-20	MB00-45	MB00-70	MB00-2.90MM	MB00-6.20MM	MB00-9.50MM*
MB00-21/64	MB00-U*	MB00-21	MB00-46	MB00-71	MB00-3.00MM	MB00-6.30MM	MB00-9.60MM*
MB00-11/32	MB00-V*	MB00-22	MB00-47	MB00-72	MB00-3.10MM	MB00-6.40MM	MB00-9.70MM*
MB00-23/64*	MB00-W*	MB00-23	MB00-48	MB00-73	MB00-3.20MM	MB00-6.50MM	MB00-9.80MM*
MB00-3/8*	MB00-X*	MB00-24	MB00-49	MB00-74	MB00-3.30MM	MB00-6.60MM	MB00-9.90MM*
MB00-25/64*	MB00-Y*	MB00-25	MB00-50	MB00-75	MB00-3.40MM	MB00-6.70MM	MB00-10.00MM*
MB00-13/32*	MB00-Z*			MB00-76	MB00-3.50MM	MB00-6.80MM	MB00-10.20MM*
MB00-27/64*				MB00-77	MB00-3.60MM	MB00-6.90MM	MB00-10.50MM*
MB00-7/16*				MB00-78	MB00-3.70MM	MB00-7.00MM	MB00-10.80MM*
MB00-29/64*				MB00-79	MB00-3.80MM	MB00-7.10MM	MB00-11.00MM*
MB00-15/32*				MB00-80	MB00-3.90MM	MB00-7.20MM	MB00-11.20MM*
MB00-31/64*					MB00-4.00MM	MB00-7.30MM	MB00-11.50MM*
					MB00-4.10MM	MB00-7.40MM	MB00-11.80MM*
					MB00-4.20MM	MB00-7.50MM	MB00-12.00MM*
MB00-1SET	MB00-2SET	MB00-3SET	MB00-4SET	MB00-5SET			

*Thin wall bushings have only 1 split instead of 2 and have no retainer springs.

#0 DRILL HOLDER BUSHINGS
(#2 Drill Holder Bushings on next page)

**NOTE: Thin wall bushings have only 1 split instead of 2 and have no retainer springs.*

FOR CNC LATHES TOO!

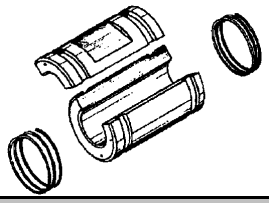

Drill Bushing Sets include 1 each of all bushings listed on this page by column. The sets are packaged in a convenient storage case. The price for a set is 10% less than when each bushing is ordered separately.

#0 DRILL BUSHINGS 5/8" OD X 7/8" LONG

FRACTIONAL	LETTER	NUMBER			METRIC			
MB0-1/16	MB0-A	MB0-#1	MB0-26	MB0-51	MB0-1.00MM	MB0-3.80MM	MB0-6.60MM	MB0-9.40MM
MB0-5/64	MB0-B	MB0-2	MB0-27	MB0-52	MB0-1.10MM	MB0-3.90MM	MB0-6.70MM	MB0-9.50MM
MB0-3/32	MB0-C	MB0-3	MB0-28	MB0-53	MB0-1.20MM	MB0-4.00MM	MB0-6.80MM	MB0-9.60MM
MB0-7/64	MB0-D	MB0-4	MB0-29	MB0-54	MB0-1.30MM	MB0-4.10MM	MB0-6.90MM	MB0-9.70MM
MB0-1/8	MB0-E	MB0-5	MB0-30	MB0-55	MB0-1.40MM	MB0-4.20MM	MB0-7.00MM	MB0-9.80MM
MB0-9/64	MB0-F	MB0-6	MB0-31	MB0-56	MB0-1.50MM	MB0-4.30MM	MB0-7.10MM	MB0-9.90MM
MB0-5/32	MB0-G	MB0-7	MB0-32	MB0-57	MB0-1.60MM	MB0-4.40MM	MB0-7.20MM	MB0-10.00MM
MB0-11/64	MB0-H	MB0-8	MB0-33	MB0-58	MB0-1.70MM	MB0-4.50MM	MB0-7.30MM	MB0-10.20MM
MB0-3/16	MB0-I	MB0-9	MB0-34	MB0-59	MB0-1.80MM	MB0-4.60MM	MB0-7.40MM	MB0-10.50MM
MB0-13/64	MB0-J	MB0-10	MB0-35	MB0-60	MB0-1.90MM	MB0-4.70MM	MB0-7.50MM	MB0-10.80MM
MB0-7/32	MB0-K	MB0-11	MB0-36	MB0-61	MB0-2.00MM	MB0-4.80MM	MB0-7.60MM	MB0-11.00MM*
MB0-15/64	MB0-L	MB0-12	MB0-37	MB0-62	MB0-2.10MM	MB0-4.90MM	MB0-7.70MM	MB0-11.20MM*
MB0-1/4	MB0-M	MB0-13	MB0-38	MB0-63	MB0-2.20MM	MB0-5.00MM	MB0-7.80MM	MB0-11.50MM*
MB0-17/64	MB0-N	MB0-14	MB0-39	MB0-64	MB0-2.30MM	MB0-5.10MM	MB0-7.90MM	MB0-11.80MM*
MB0-9/32	MB0-O	MB0-15	MB0-40	MB0-65	MB0-2.40MM	MB0-5.20MM	MB0-8.00MM	MB0-12.00MM*
MB0-19/64	MB0-P	MB0-16	MB0-41	MB0-66	MB0-2.50MM	MB0-5.30MM	MB0-8.10MM	MB0-12.20MM*
MB0-5/16	MB0-Q	MB0-17	MB0-42	MB0-67	MB0-2.60MM	MB0-5.40MM	MB0-8.20MM	MB0-12.50MM*
MB0-21/64	MB0-R	MB0-18	MB0-43	MB0-68	MB0-2.70MM	MB0-5.50MM	MB0-8.30MM	MB0-12.80MM*
MB0-11/32	MB0-S	MB0-19	MB0-44	MB0-69	MB0-2.80MM	MB0-5.60MM	MB0-8.40MM	MB0-13.00MM*
MB0-23/64	MB0-T	MB0-20	MB0-45	MB0-70	MB0-2.90MM	MB0-5.70MM	MB0-8.50MM	MB0-13.20MM*
MB0-3/8	MB0-U	MB0-21	MB0-46	MB0-71	MB0-3.00MM	MB0-5.80MM	MB0-8.60MM	MB0-13.50MM*
MB0-25/64	MB0-V	MB0-22	MB0-47	MB0-72	MB0-3.10MM	MB0-5.90MM	MB0-8.70MM	MB0-13.80MM*
MB0-13/32	MB0-W	MB0-23	MB0-48	MB0-73	MB0-3.20MM	MB0-6.00MM	MB0-8.80MM	MB0-14.00MM*
MB0-27/64	MB0-X	MB0-24	MB0-49	MB0-74	MB0-3.30MM	MB0-6.10MM	MB0-8.90MM	MB0-14.25MM*
MB0-7/16*	MB0-Y	MB0-25	MB0-50	MB0-75	MB0-3.40MM	MB0-6.20MM	MB0-9.00MM	MB0-14.50MM*
MB0-29/64*	MB0-Z			MB0-76	MB0-3.50MM	MB0-6.30MM	MB0-9.10MM	MB0-14.75MM*
MB0-15/32*				MB0-77	MB0-3.60MM	MB0-6.40MM	MB0-9.20MM	MB0-15.00MM*
MB0-31/64*				MB0-78	MB0-3.70MM	MB0-6.50MM	MB0-9.30MM	MB0-15.25MM*
MB0-1/2*				MB0-79				MB0-15.50MM*
MB0-33/64*				MB0-80				
MB0-17/32*								
MB0-35/64*								
MB0-9/16*								
MB0-37/64*								
MB0-19/32*								
MB0-39/64*								
MB0-1SET	MB0-2SET	MB0-3SET	MB0-4SET	MB0-5SET				

NOW YOU CAN CALL SOMMA TOOL IF YOU NEED...

BROWN & SHARPE
OR WARNER & SWASEY
TOOLING & REPAIR PARTS

#2 DRILL BUSHINGS

***NOTE: Thin wall bushings have only 1 split instead of 2 and have no retainer springs.**

FOR CNC LATHES TOO!

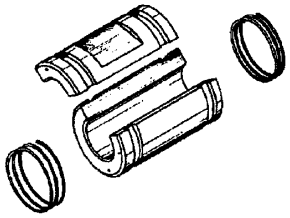

Drill Bushing Sets include 1 each of all bushings listed on this page by column. The sets are packaged in a convenient storage case. The price for a set is 10% less than when each bushing is ordered separately.

#2 DRILL BUSHINGS 1" OD X 1-1/4" LONG							
FRACTIONAL			LETTER		NUMBER		
MB2-1/16	MB2-25/64	MB2-23/32	MB2-A	MB2-N	MB2-#1	MB2-22	MB2-43
MB2-5/64	MB2-13/32	MB2-47/64	MB2-B	MB2-O	MB2-2	MB2-23	MB2-44
MB2-3/32	MB2-27/64	MB2-3/4	MB2-C	MB2-P	MB2-3	MB2-24	MB2-45
MB2-7/64	MB2-7/16	MB2-49/64*	MB2-D	MB2-Q	MB2-4	MB2-25	MB2-46
MB2-1/8	MB2-29/64	MB2-25/32*	MB2-E	MB2-R	MB2-5	MB2-26	MB2-47
MB2-9/64	MB2-15/32	MB2-51/64*	MB2-F	MB2-S	MB2-6	MB2-27	MB2-48
MB2-5/32	MB2-31/64	MB2-13/16*	MB2-G	MB2-T	MB2-7	MB2-28	MB2-49
MB2-11/64	MB2-1/2	MB2-53/64*	MB2-H	MB2-U	MB2-8	MB2-29	MB2-50
MB2-3/16	MB2-33/64	MB2-27/32*	MB2-'I'	MB2-V	MB2-9	MB2-30	MB2-51
MB2-13/64	MB2-17/32	MB2-55/64*	MB2-J	MB2-W	MB2-10	MB2-31	MB2-52
MB2-7/32	MB2-35/64	MB2-7/8*	MB2-K	MB2-X	MB2-11	MB2-32	MB2-53
MB2-15/64	MB2-9/16	MB2-57/64*	MB2-L	MB2-Y	MB2-12	MB2-33	MB2-54
MB2-1/4	MB2-37/64	MB2-29/32*	MB2-M	MB2-Z	MB2-13	MB2-34	MB2-55
MB2-17/64	MB2-19/32	MB2-59/64*			MB2-14	MB2-35	MB2-56
MB2-9/32	MB2-39/64	MB2-15/16*			MB2-15	MB2-36	MB2-57
MB2-19/64	MB2-5/8	MB2-61/64*			MB2-16	MB2-37	MB2-58
MB2-5/16	MB2-41/64	MB2-31/32*			MB2-17	MB2-38	MB2-59
MB2-21/64	MB2-21/32	MB2-63/64*			MB2-18	MB2-39	MB2-60
MB2-11/32	MB2-43/64				MB2-19	MB2-40	MB2-61
MB2-23/64	MB2-11/16				MB2-20	MB2-41	MB2-62
MB2-3/8	MB2-45/64				MB2-21	MB2-42	MB2-63
MB2-1SET	MB2-2SET	MB2-3SET	MB2-7SET	MB2-8SET	MB2-4SET	MB2-5SET	MB2-6SET

#2 DRILL BUSHINGS 1" OD X 1-1/4" LONG					
METRIC					
MB2-2.00MM	MB2-4.10MM	MB2-6.20MM	MB2-8.30MM	MB2-11.00MM	MB2-16.25MM
MB2-2.10MM	MB2-4.20MM	MB2-6.30MM	MB2-8.40MM	MB2-11.20MM	MB2-16.50MM
MB2-2.20MM	MB2-4.30MM	MB2-6.40MM	MB2-8.50MM	MB2-11.50MM	MB2-16.75MM
MB2-2.30MM	MB2-4.40MM	MB2-6.50MM	MB2-8.60MM	MB2-11.80MM	MB2-17.00MM
MB2-2.40MM	MB2-4.50MM	MB2-6.60MM	MB2-8.70MM	MB2-12.00MM	MB2-17.25MM
MB2-2.50MM	MB2-4.60MM	MB2-6.70MM	MB2-8.80MM	MB2-12.20MM	MB2-17.50MM
MB2-2.60MM	MB2-4.70MM	MB2-6.80MM	MB2-8.90MM	MB2-12.50MM	MB2-18.00MM
MB2-2.70MM	MB2-4.80MM	MB2-6.90MM	MB2-9.00MM	MB2-12.80MM	MB2-18.50MM
MB2-2.80MM	MB2-4.90MM	MB2-7.00MM	MB2-9.10MM	MB2-13.00MM	MB2-19.00MM
MB2-2.90MM	MB2-5.00MM	MB2-7.10MM	MB2-9.20MM	MB2-13.20MM	MB2-19.50MM*
MB2-3.00MM	MB2-5.10MM	MB2-7.20MM	MB2-9.30MM	MB2-13.50MM	MB2-20.00MM*
MB2-3.10MM	MB2-5.20MM	MB2-7.30MM	MB2-9.40MM	MB2-13.80MM	MB2-20.50MM*
MB2-3.20MM	MB2-5.30MM	MB2-7.40MM	MB2-9.50MM	MB2-14.00MM	MB2-21.00MM*
MB2-3.30MM	MB2-5.40MM	MB2-7.50MM	MB2-9.60MM	MB2-14.25MM	MB2-21.50MM*
MB2-3.40MM	MB2-5.50MM	MB2-7.60MM	MB2-9.70MM	MB2-14.50MM	MB2-22.00MM*
MB2-3.50MM	MB2-5.60MM	MB2-7.70MM	MB2-9.80MM	MB2-14.75MM	MB2-22.50MM*
MB2-3.60MM	MB2-5.70MM	MB2-7.80MM	MB2-9.90MM	MB2-15.00MM	MB2-23.00MM*
MB2-3.70MM	MB2-5.80MM	MB2-7.90MM	MB2-10.00MM	MB2-15.25MM	MB2-23.50MM*
MB2-3.80MM	MB2-5.90MM	MB2-8.00MM	MB2-10.20MM	MB2-15.50MM	MB2-24.00MM*
MB2-3.90MM	MB2-6.00MM	MB2-8.10MM	MB2-10.50MM	MB2-15.75MM	MB2-24.50MM*
MB2-4.00MM	MB2-6.10MM	MB2-8.20MM	MB2-10.80MM	MB2-16.00MM	MB2-25.00MM*

TAP HOLDER BUSHINGS

SIZE OF TAP USED**	TAP SHANK DIA.	#00 1/2 OD x 3/4 long CAT. NO.	#0 5/8 OD x 7/8 long CAT. NO.	#2 1" OD x 1-1/4 long CAT. NO.
#0 thru #6	.141	1001	1101	1201
#7-#8-5/32	.168	1002	1102	1202
#9-#10-3/16	.194	1003	1103	1203
#12-7/32	.220	1004	1104	1204
#14-1/4	.255	1005	1105	1205
9/32	.286	1006	1106	1206
5/16	.318	1007	1107	1207
11/32	.349	1008	1108	1208
3/8	.381	1009*	1109	1209
13/32-7/16	.323	1010*	1110	1210
15/32	.354	—	1111	1211
1/2	.367	—	1112	1212
17/32	.398	—	1113	1213
9/16	.429	—	1114	1214
19/32	.460	—	1115*	1215
5/8	.480	—	1116*	1216
21/32	.511	—	1117*	1217
11/16	.542	—	1118*	1218
23/32	.573	—	—	1219
3/4	.590	—	—	1220
25/32	.621	—	—	1221
13/16	.652	—	—	1222
27/32	.684	—	—	1223
7/8	.697	—	—	1224
15/16	.760	—	—	1225*
1"	.800	—	—	1226*
1-1/16-1-1/8	.896	—	—	1227*

PIPE TAP BUSHINGS

1/16	.312	1050	1150	1250
1/8	.437	1051	1151*	1251
1/4	.562	—	1152*	1252
3/8	.701	—	—	1253
1/2	.688	—	—	1254
5/8	.813	—	—	1255
3/4	.907	—	—	1256*

UNIQUE DESIGN -- Bushing grips the tap around three-quarters of its circumference and fits the hole in the floating holder in the same manner. Result? More accurate fitting and line-up of tap and bushing.

POSITIVE OPERATION -- Entire length of bushing firmly clamps tap shank. Less chance of tap being pushed back. HEAT-TREATED FOR LONG LIFE -- Made of quality carburizing steel and heat-treated.

TAP BUSHING SETS

00TAPSET	= 1001 thru 1051
0TAPSET	= 1101 thru 1152
2ATAPSET	= 1202 thru 1214
2BTAPSET	= 1215 thru 1227
2CTAPSET	= 1250 thru 1256

- ***The sets are packaged in a convenient storage case.***
- ***The price for a set is <u>10% less</u> than when each bushing is ordered separately.***

*** Note: Thin wall bushings have only 1 split instead of 2 and have no retainer springs**

**** NOMINAL OD OF THREAD THAT TAP WILL CUT.**

***** FOR TAPS SMALLER THAN #7 USE #0 TAP HOLDER AND TA02 ADAPTER.**

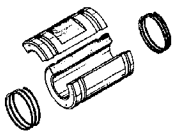

FOR CNC LATHES TOO!

SLOTTING BUSHINGS FOR BROWN & SHARPE AUTOMATICS

•TAPER SHANKS OF ALL BUSHINGS ARE GROUND
• MADE OF C1117 STEEL

• SHOULD BE CASE HARDENED .005" DEEP AFTER MACHINING FOR BEST RESULTS



STYLE A --Standard Slotting Bushing with hole in shank.

STYLE B -- Same as Style "A", except WITHOUT hole in shank.



STYLE C -- Has larger head end to accommodate larger capacities of later model machines.
Maximum sizes bushings can pick up: #00 -- 7/16,#0 -- 5/8, #2 -- 3/4, #22 -- 7/8.
(Note: The #00 size is also available with short shank. When ordering specify "#00 Style C -- SHORT SHANK")

STYLE D -- For use in later model H.S. #00 machines.
Same as Style "A", except with shortened shank to fit lighter swing arm of H.S. machines.



STYLE E -- Has same diameter head as Style C, except head length is longer, as follows:
#00 -- 5/8, #0 -- 3/4,
#2 -- 1", #22 -- 1-1/8.

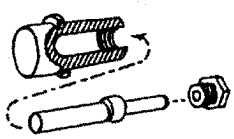

STYLE F -- No. 00 only Used for small work where the ejection slot in bushing would prevent effective holding.

SOMMA	B&S REF. NO.
SB00-A	42-14598-99
SB00-D	42-6640-99
SB0-A	42-14600-99
SB2-A	42-14602-99
SB2-C	42-14603-99
SB22-A	42-14602-1
SB22-C	42-14603-1

SLOTTING BUSHING CATALOG NUMBERS

Machine Size	— Style A	— Style B	— Style C	Style C Short	— Style D	— Style E	— Style F
#00 B&S	SB00-A	SB00-B	SB00-C	SB00-C-S	SB00-D	SB00-E	SB00-F
#0 B&S	SB0-A	SB0-B	SB0-C	—	—	SB0-E	—
#2 B&S	SB2-A	SB2-B	SB2-C	—	—	SB2-E	—
#2 B&S*	SB22-A	SB22-B	SB22-C	—	—	SB22-E	—

* NOTE: SB22 Bushings are for #2B&S Automatic Screw Machines starting with Serial No. 542-2-3100.

HARDENED & GROUND, SPLIT

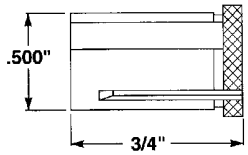

Inch Fractional

Part Number	Size		Part Number	Size		Part Number	Size		Part Number	Size	
1763-00-19-000312	.0312"	1/32"	1763-00-19-001250	.1250"	1/8"	1763-00-19-002187	.2187"	7/32"	1763-00-19-003125	.3125"	5/16"
1763-00-19-000468	.0468"	3/64"	1763-00-19-001406	.1406"	9/64"	1763-00-19-002343	.2343"	15/64"	1763-00-19-003281	.3281"	21/64"
1763-00-19-000625	.0625"	1/16"	1763-00-19-001562	.1562"	5/32"	1763-00-19-002500	.2500"	1/4"	1763-00-19-003437	.3437"	11/32"
1763-00-19-000781	.0781"	5/64"	1763-00-19-001718	.1718"	11/64"	1763-00-19-002656	.2656"	17/64"	1763-00-19-003593	.3593"	23/64"
1763-00-19-000937	.0937"	3/32"	1763-00-19-001875	.1875"	3/16"	1763-00-19-002812	.2812"	9/32"	1763-00-19-003750	.3750"	3/8"
1763-00-19-001093	.1093"	7/64"	1763-00-19-002031	.2031'	13/64"	1763-00-19-002968	.2968"	19/64"	-	-	-

Tap - No Square

	Size			Size			Size			Size	
Part Number	Bore	Tap	Part Number	Bore	Tap	Part Number	Bore	Tap	Part Number	Bore	Tap
1763-00-18-001410	.141"	#0-6	1763-00-18-002200	.220"	#12	1763-00-18-003230	.323"	7/16"	1763-00-18-003810	.381"	3/8"
1763-00-18-001680	.168"	#8	1763-00-18-002550	.255"	1/4"	1763-00-18-003670	.367"	1/2"	-	-	-
1763-00-18-001940	194"	#10	1763-00-18-003180	.318"	5/16"	-	-	-	-	-	-

Letter

Part Number	Size		Part Number	Size		Part Number	Size		Part Number	Size	
1763-00-16-002340	.2340"	A	1763-00-16-002610	.2610"	G	1763-00-16-002950	.2950"	M	1763-00-16-003480	.3480"	S
1763-00-16-002380	.2380"	B	1763-00-16-002660	.2660"	H	1763-00-16-003020	.3020"	N	1763-00-16-003580	.3580"	T
1763-00-16-002420	.2420"	C	1763-00-16-002720	.2720"	I	1763-00-16-003160	.3160"	O	1763-00-16-003680	.3680"	U
1763-00-16-002460	.2460"	D	1763-00-16-002770	.2770"	J	1763-00-16-003230	.3230"	P	1763-00-16-003770	.3770"	V
1763-00-16-002500	.2500"	E	1763-00-16-002810	.2810"	K	1763-00-16-003320	.3320"	Q	-	-	-
1763-00-16-002570	.2570"	F	1763-00-16-002900	.2900"	L	1763-00-16-003390	.3390"	R	-	-	-

Number

Part Number	Size		Part Number	Size		Part Number	Size		Part Number	Size	
1763-00-15-000320	.0320"	67	1763-00-15-000700	.0700"	50	1763-00-15-001130	.1130"	33	1763-00-15-001770	.1770"	16
1763-00-15-000330	.0330"	66	1763-00-15-000730	.0730"	49	1763-00-15-001160	.1160"	32	1763-00-15-001800	.1800"	15
1763-00-15-000350	.0350"	65	1763-00-15-000760	.0760"	48	1763-00-15-001200	.1200"	31	1763-00-15-001820	.1820"	14
1763-00-15-000360	.0360"	64	1763-00-15-000785	.0785"	47	1763-00-15-001285	.1285"	30	1763-00-15-001850	.1850"	13
1763-00-15-000370	.0370"	63	1763-00-15-000810	.0810"	46	1763-00-15-001360	.1360"	29	1763-00-15-001890	.1890"	12
1763-00-15-000380	.0380"	62	1763-00-15-000820	.0820"	45	1763-00-15-001405	.1405"	28	1763-00-15-001910	.1910"	11
1763-00-15-000390	.0390"	61	1763-00-15-000860	.0860"	44	1763-00-15-001440	.1440"	27	1763-00-15-001935	.1935"	10
1763-00-15-000400	.0400"	60	1763-00-15-000890	.0890"	43	1763-00-15-001470	.1470"	26	1763-00-15-001960	.1960"	9
1763-00-15-000410	.0410"	59	1763-00-15-000935	.0935"	42	1763-00-15-001495	.1495"	25	1763-00-15-001990	.1990"	8
1763-00-15-000420	.0420"	58	1763-00-15-000960	.0960"	41	1763-00-15-001520	.1520"	24	1763-00-15-002010	.2010"	7
1763-00-15-000430	.0430"	57	1763-00-15-000980	.0980"	40	1763-00-15-001540	.1540"	23	1763-00-15-002040	.2040"	6
1763-00-15-000465	.0465"	56	1763-00-15-000995	.0995"	39	1763-00-15-001570	.1570"	22	1763-00-15-002055	.2055"	5
1763-00-15-000520	.0520"	55	1763-00-15-001015	.1015"	38	1763-00-15-001590	.1590"	21	1763-00-15-002090	.2090"	4
1763-00-15-000550	.0550"	54	1763-00-15-001040	.1040"	37	1763-00-15-001610	.1610"	20	1763-00-15-002130	.2130"	3
1763-00-15-000595	.0595"	53	1763-00-15-001065	.1065"	36	1763-00-15-001660	.1660"	19	1763-00-15-002210	.2210"	2
1763-00-15-000635	.0635"	52	1763-00-15-001100	.1100"	35	1763-00-15-001695	.1695"	18	1763-00-15-002280	.2280"	1
1763-00-15-000670	.0670"	51	1763-00-15-001110	.1110"	34	1763-00-15-001730	.1730"	17	-	-	-

Metric

	Size			Size			Size			Size	
Part Number	mm	Inch	Part Number	mm	Inch	Part Number	mm	Inch	Part Number	mm	Inch
1763-00-17-010000	1	.0393"	1763-00-17-026000	2.6	.1023"	1763-00-17-042000	4.2	.1653"	1763-00-17-070000	7	.2755"
1763-00-17-012000	1.2	.0472"	1763-00-17-028000	2.8	.1102"	1763-00-17-044000	4.4	.1732"	1763-00-17-075000	7.5	.2952"
1763-00-17-014000	1.4	.0551"	1763-00-17-030000	3	.1181"	1763-00-17-045000	4.5	.1771"	1763-00-17-080000	8	.3149"
1763-00-17-016000	1.6	.0629"	1763-00-17-032000	3.2	.1259"	1763-00-17-046000	4.6	.1811"	1763-00-17-085000	8.5	.3346"
1763-00-17-018000	1.8	.0590"	1763-00-17-034000	3.4	.1338"	1763-00-17-048000	4.8	.1889"	1763-00-17-090000	9	.3543"
1763-00-17-020000	2	.0787"	1763-00-17-035000	3.5	.1377"	1763-00-17-050000	5	.1968"	1763-00-17-095000	9.5	.3740"
1763-00-17-022000	2.2	.0866"	1763-00-17-036000	3.6	.1417"	1763-00-17-055000	5.5	.2165"	1763-00-17-100000	100	.3937"
1763-00-17-024000	2.4	.0944"	1763-00-17-038000	3.8	.1496"	1763-00-17-060000	6	.2362"	-	-	-
1763-00-17-025000	2.5	.0984"	1763-00-17-040000	4	.1574"	1763-00-17-065000	6.5	.2559"	-	-	-

HARDENED & GROUND, SPLIT

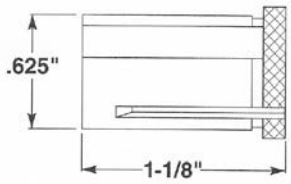

Inch Fractional

Part Number	Size		Part Number	Size		Part Number	Size		Part Number	Size	
1763-00-19-000312	.0312"	1/32"	1763-00-19-001250	.1250"	1/8"	1763-00-19-002187	.2187"	7/32"	1763-00-19-003125	.3125"	5/16"
1763-00-19-000468	.0468"	3/64"	1763-00-19-001406	.1406"	9/64"	1763-00-19-002343	.2343"	15/64"	1763-00-19-003281	.3281"	21/64"
1763-00-19-000625	.0625"	1/16"	1763-00-19-001562	.1562"	5/32"	1763-00-19-002500	.2500"	1/4"	1763-00-19-003437	.3437"	11/32"
1763-00-19-000781	.0781"	5/64"	1763-00-19-001718	.1718"	11/64"	1763-00-19-002656	.2656"	17/64"	1763-00-19-003593	.3593"	23/64"
1763-00-19-000937	.0937"	3/32"	1763-00-19-001875	.1875"	3/16"	1763-00-19-002812	.2812"	9/32"	1763-00-19-003750	.3750"	3/8"
1763-00-19-001093	.1093"	7/64"	1763-00-19-002031	.2031'	13/64"	1763-00-19-002968	.2968"	19/64"	-	-	-

Tap - No Square

Part Number	Size		Part Number	Size		Part Number	Size		Part Number	Size	
	Bore	Tap		Bore	Tap		Bore	Tap		Bore	Tap
1763-00-18-001410	.141"	#0-6	1763-00-18-002200	.220"	#12	1763-00-18-003230	.323"	7/16"	1763-00-18-003810	.381"	3/8"
1763-00-18-001680	.168"	#8	1763-00-18-002550	.255"	1/4"	1763-00-18-003670	.367"	1/2"	-	-	-
1763-00-18-001940	194"	#10	1763-00-18-003180	.318"	5/16"	-	-	-	-	-	-

Letter

Part Number	Size		Part Number	Size		Part Number	Size		Part Number	Size	
1763-00-16-002340	.2340"	A	1763-00-16-002610	.2610"	G	1763-00-16-002950	.2950"	M	1763-00-16-003480	.3480"	S
1763-00-16-002380	.2380"	B	1763-00-16-002660	.2660"	H	1763-00-16-003020	.3020"	N	1763-00-16-003580	.3580"	T
1763-00-16-002420	.2420"	C	1763-00-16-002720	.2720"	I	1763-00-16-003160	.3160"	O	1763-00-16-003680	.3680"	U
1763-00-16-002460	.2460"	D	1763-00-16-002770	.2770"	J	1763-00-16-003230	.3230"	P	1763-00-16-003770	.3770"	V
1763-00-16-002500	.2500"	E	1763-00-16-002810	.2810"	K	1763-00-16-003320	.3320"	Q	-	-	-
1763-00-16-002570	.2570"	F	1763-00-16-002900	.2900"	L	1763-00-16-003390	.3390"	R	-	-	-

Number

Part Number	Size		Part Number	Size		Part Number	Size		Part Number	Size	
1763-00-15-000320	.0320"	67	1763-00-15-000700	.0700"	50	1763-00-15-001130	.1130"	33	1763-00-15-001770	.1770"	16
1763-00-15-000330	.0330"	66	1763-00-15-000730	.0730"	49	1763-00-15-001160	.1160"	32	1763-00-15-001800	.1800"	15
1763-00-15-000350	.0350"	65	1763-00-15-000760	.0760"	48	1763-00-15-001200	.1200"	31	1763-00-15-001820	.1820"	14
1763-00-15-000360	.0360"	64	1763-00-15-000785	.0785"	47	1763-00-15-001285	.1285"	30	1763-00-15-001850	.1850"	13
1763-00-15-000370	.0370"	63	1763-00-15-000810	.0810"	46	1763-00-15-001360	.1360"	29	1763-00-15-001890	.1890"	12
1763-00-15-000380	.0380"	62	1763-00-15-000820	.0820"	45	1763-00-15-001405	.1405"	28	1763-00-15-001910	.1910"	11
1763-00-15-000390	.0390"	61	1763-00-15-000860	.0860"	44	1763-00-15-001440	.1440"	27	1763-00-15-001935	.1935"	10
1763-00-15-000400	.0400"	60	1763-00-15-000890	.0890"	43	1763-00-15-001470	.1470"	26	1763-00-15-001960	.1960"	9
1763-00-15-000410	.0410"	59	1763-00-15-000935	.0935"	42	1763-00-15-001495	.1495"	25	1763-00-15-001990	.1990"	8
1763-00-15-000420	.0420"	58	1763-00-15-000960	.0960"	41	1763-00-15-001520	.1520"	24	1763-00-15-002010	.2010"	7
1763-00-15-000430	.0430"	57	1763-00-15-000980	.0980"	40	1763-00-15-001540	.1540"	23	1763-00-15-002040	.2040"	6
1763-00-15-000465	.0465"	56	1763-00-15-000995	.0995"	39	1763-00-15-001570	.1570"	22	1763-00-15-002055	.2055"	5
1763-00-15-000520	.0520"	55	1763-00-15-001015	.1015"	38	1763-00-15-001590	.1590"	21	1763-00-15-002090	.2090"	4
1763-00-15-000550	.0550"	54	1763-00-15-001040	.1040"	37	1763-00-15-001610	.1610"	20	1763-00-15-002130	.2130"	3
1763-00-15-000595	.0595"	53	1763-00-15-001065	.1065"	36	1763-00-15-001660	.1660"	19	1763-00-15-002210	.2210"	2
1763-00-15-000635	.0635"	52	1763-00-15-001100	.1100"	35	1763-00-15-001695	.1695"	18	1763-00-15-002280	.2280"	1
1763-00-15-000670	.0670"	51	1763-00-15-001110	.1110"	34	1763-00-15-001730	.1730"	17	-	-	-

Metric

Part Number	Size		Part Number	Size		Part Number	Size		Part Number	Size	
	mm	Inch		mm	Inch		mm	Inch		mm	Inch
1763-00-17-010000	1	.0393"	1763-00-17-026000	2.6	.1023"	1763-00-17-042000	4.2	.1653"	1763-00-17-070000	7	.2755"
1763-00-17-012000	1.2	.0472"	1763-00-17-028000	2.8	.1102"	1763-00-17-044000	4.4	.1732"	1763-00-17-075000	7.5	.2952"
1763-00-17-014000	1.4	.0551"	1763-00-17-030000	3	.1181"	1763-00-17-045000	4.5	.1771"	1763-00-17-080000	8	.3149"
1763-00-17-016000	1.6	.0629"	1763-00-17-032000	3.2	.1259"	1763-00-17-046000	4.6	.1811"	1763-00-17-085000	8.5	.3346"
1763-00-17-018000	1.8	.0590"	1763-00-17-034000	3.4	.1338"	1763-00-17-048000	4.8	.1889"	1763-00-17-090000	9	.3543"
1763-00-17-020000	2	.0787"	1763-00-17-035000	3.5	.1377"	1763-00-17-050000	5	.1968"	1763-00-17-095000	9.5	.3740"
1763-00-17-022000	2.2	.0866"	1763-00-17-036000	3.6	.1417"	1763-00-17-055000	5.5	.2165"	1763-00-17-100000	100	.3937"
1763-00-17-024000	2.4	.0944"	1763-00-17-038000	3.8	.1496"	1763-00-17-060000	6	.2362"	-	-	-
1763-00-17-025000	2.5	.0984"	1763-00-17-040000	4	.1574"	1763-00-17-065000	6.5	.2559"	-	-	-

HARDENED & GROUND, SPLIT

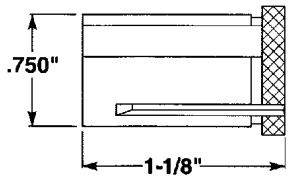

Inch Fractional

Part Number	Size		Part Number	Size		Part Number	Size		Part Number	Size	
1881-00-19-000625	.0625"	1/16"	1881-00-19-002187	.2187"	7/32"	1881-00-19-003750	.3750"	3/8"	1881-00-19-005312	.5312"	17/32"
1881-00-19-000781	.0781"	5/64"	1881-00-19-002343	.2343"	15/64"	1881-00-19-003906	.3906"	25/64"	1881-00-19-005468	.5468"	35/64"
1881-00-19-000937	.0937"	3/32"	1881-00-19-002500	.2500"	1/4"	1881-00-19-004062	.4062"	13/32"	1881-00-19-005625	.5625"	9/16"
1881-00-19-001093	.1093"	7/64"	1881-00-19-002656	.2656"	17/64"	1881-00-19-004218	.4218"	27/64"	1881-00-19-005781	.5781"	37/64"
1881-00-19-001250	.1250"	1/8"	1881-00-19-002812	.2812"	9/32"	1881-00-19-004375	.4375"	7/16"	1881-00-19-005937	.5937"	19/32"
1881-00-19-001406	.1406"	9/64"	1881-00-19-002968	.2968"	19/64"	1881-00-19-004531	.4531"	29/64"	1881-00-19-006093	.6093"	39/64"
1881-00-19-001562	.1562"	5/32"	1881-00-19-003125	.3125"	5/16"	1881-00-19-004687	.4687"	15/32"	1881-00-19-006250	.6250"	5/8"
1881-00-19-001718	.1718"	11/64"	1881-00-19-003281	.3281"	21/64"	1881-00-19-004843	.4843".	31/64"	-	-	-
1881-00-19-001875	.1875"	3/16"	1881-00-19-003437	.3437"	11/32"	1881-00-19-005000	.5000"	1/2"	-	-	-
1881-00-19-002031	.2031"	13/64"	1881-00-19-003593	.3593"	23/64"	1881-00-19-005156	.5156"	33/64"	-	-	-

Letter

Part Number	Size		Part Number	Size		Part Number	Size		Part Number	Size	
1881-00-16-002340	.2340"	A	1881-00-16-002660	.2660"	H	1881-00-16-003160	.3160"	O	1881-00-16-003770	.3770"	V
1881-00-16-002380	.2380"	B	1881-00-16-002720	.2720"	I	1881-00-16-003230	.3230"	P	1881-00-16-003860	.3860"	W
1881-00-16-002420	.2420"	C	1881-00-16-002770	.2770"	J	1881-00-16-003320	.3320"	Q	1881-00-16-003970	.3970"	X
1881-00-16-002460	.2460"	D	1881-00-16-002810	.2810"	K	1881-00-16-003390	.3390"	R	1881-00-16-004040	.4040"	Y
1881-00-16-002500	.2500"	E	1881-00-16-002900	.2900"	L	1881-00-16-003480	.3480"	S	1881-00-16-004130	.4130"	Z
1881-00-16-002570	.2570"	F	1881-00-16-002950	.2950"	M	1881-00-16-003580	.3580"	T	-	-	-
1881-00-16-002610	.2610"	G	1881-00-16-003020	.3020"	N	1881-00-16-003680	.3680"	U	-	-	-

Number

Part Number	Size		Part Number	Size		Part Number	Size		Part Number	Size	
1881-00-15-000635	.0635"	52	1881-00-15-000995	.0995"	39	1881-00-15-001470	.1470"	26	1881-00-15-001850	.1850"	13
1881-00-15-000670	.0670"	51	1881-00-15-001015	.1015"	38	1881-00-15-001495	.1495"	25	1881-00-15-001890	.1890"	12
1881-00-15-000700	.0700"	50	1881-00-15-001040	.1040"	37	1881-00-15-001520	.1520"	24	1881-00-15-001910	.1910"	11
1881-00-15-000730	.0730"	49	1881-00-15-001065	.1065"	36	1881-00-15-001540	.1540"	23	1881-00-15-001935	.1935"	10
1881-00-15-000760	.0760"	48	1881-00-15-001100	.1100"	35	1881-00-15-001570	.1570"	22	1881-00-15-001960	.1960"	9
1881-00-15-000785	.0785"	47	1881-00-15-001110	.1110"	34	1881-00-15-001590	.1590"	21	1881-00-15-001990	.1990"	8
1881-00-15-000810	.0810"	46	1881-00-15-001130	.1130"	33	1881-00-15-001610	.1610"	20	1881-00-15-002010	.2010"	7
1881-00-15-000820	.0820"	45	1881-00-15-001160	.1160"	32	1881-00-15-001660	.1660"	19	1881-00-15-002040	.2040"	6
1881-00-15-000860	.0860"	44	1881-00-15-001200	.1200"	31	1881-00-15-001695	.1695"	18	1881-00-15-002055	.2055"	5
1881-00-15-000890	.0890"	43	1881-00-15-001285	.1285"	30	1881-00-15-001730	.1730"	17	1881-00-15-002090	.2090"	4
1881-00-15-000935	.0935"	42	1881-00-15-001360	.1360"	29	1881-00-15-001770	.1770"	16	1881-00-15-002130	.2130"	3
1881-00-15-000960	.0960"	41	1881-00-15-001405	.1405"	28	1881-00-15-001800	.1800"	15	1881-00-15-002210	.2211"	2
1881-00-15-000980	.0980"	40	1881-00-15-001440	.1440"	27	1881-00-15-001820	.1820"	14	1881-00-15-002280	.2280"	1

Metric

	Size			Size			Size			Size	
Part Number	mm	Inch	Part Number	mm	Inch	Part Number	mm	Inch	Part Number	mm	Inch
1881-00-17-010000	1.0	.0393"	1881-00-17-050000	5.0	.1968"	1881-00-17-090000	9.0	.3543"	1881-00-17-130000	13.0	.5118"
1881-00-17-015000	1.5	.0590"	1881-00-17-055000	5.5	.2165"	1881-00-17-095000	9.5	.3740"	1881-00-17-135000	13.5	.5314"
1881-00-17-020000	2.0	.0787"	1881-00-17-060000	6.0	.2362"	1881-00-17-100000	10.0	.3937"	1881-00-17-140000	14.0	.5511"
1881-00-17-025000	2.5	.0984"	1881-00-17-065000	6.5	.2559"	1881-00-17-105000	10.5	.4133"	1881-00-17-145000	14.5	.5708"
1881-00-17-030000	3.0	.1181"	1881-00-17-070000	7.0	.2756"	1881-00-17-110000	11.0	.4330"	1881-00-17-150000	15.0	.5905"
1881-00-17-035000	3.5	.1377"	1881-00-17-075000	7.5	.2952"	1881-00-17-115000	11.5	.4527"	1881-00-17-155000	15.5	.6102"
1881-00-17-040000	4.0	.1574"	1881-00-17-080000	8.0	.3150"	1881-00-17-120000	12.0	.4724"	1881-00-17-160000	16.0	.6299"
1881-00-17-045000	4.5	.1771"	1881-00-17-085000	8.5	.3346"	1881-00-17-125000	12.5	.4921"	-	-	-

HARDENED & GROUND, SPLIT

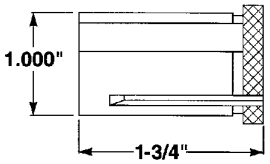

Inch Fractional

Part Number	Size		Part Number	Size		Part Number	Size		Part Number	Size	
1893-00-19-000312	.0312"	1/32"	1893-00-19-002500	.2500"	1/4"	1893-00-19-004687	.4687"	15/32"	1893-00-19-006875	.6875"	11/16"
1893-00-19-000468	.0468"	3/64"	1893-00-19-002656	.2656"	17/64"	1893-00-19-004843	.4943"	31/64"	1893-00-19-007031	.7031"	45/64"
1893-00-19-000625	.0625"	1/16"	1893-00-19-002812	.2812"	9/32"	1893-00-19-005000	.5000"	1/2"	1893-00-19-007187	.7187"	23/32"
1893-00-19-000781	.0781"	5/64"	1893-00-19-002968	.2968"	19/64"	1893-00-19-005156	.5156"	33/64"	1893-00-19-007343	.7343"	47/64"
1893-00-19-000937	.0937"	3/32"	1893-00-19-003125	.3125"	5/16"	1893-00-19-005312	.5312"	17/32"	1893-00-19-007500	.7500"	3/4"
1893-00-19-001093	.1093"	7/64"	1893-00-19-003281	.3281"	21/64"	1893-00-19-005468	.5468"	35/64"	1893-00-19-007656	.7656"	49/64"
1893-00-19-001250	.1250"	1/8"	1893-00-19-003437	.3437"	11/32"	1893-00-19-005625	.5625"	9/16"	1893-00-19-007812	.7812"	25/32"
1893-00-19-001406	.1406"	9/64"	1893-00-19-003593	.3593"	23/64"	1893-00-19-005781	.5781"	37/64"	1893-00-19-007968	.7968"	51/64"
1893-00-19-001562	.1562"	5/32"	1893-00-19-003750	.3750"	3/8"	1893-00-19-005937	.5937"	19/32"	1893-00-19-008125	.8125"	13/16"
1893-00-19-001718	.1718"	11/64"	1893-00-19-003906	.3906"	25/64"	1893-00-19-006093	.6093"	39/64"	1893-00-19-008281	.8281"	53/64"
1893-00-19-001875	.1875"	3/16"	1893-00-19-004062	.4062"	13/32"	1893-00-19-006250	.6250"	5/8"	1893-00-19-008437	.8437"	27/32"
1893-00-19-002031	.2031"	13/64"	1893-00-19-004218	.4218"	27/64"	1893-00-19-006406	.6406"	41/64"	1893-00-19-008593	.8593"	55/64"
1893-00-19-002187	.2187"	7/32"	1893-00-19-004375	.4375"	7/16"	1893-00-19-006562	.6562"	21/32"	1893-00-19-008750	.8750"	7/8"
1893-00-19-002343	.2343"	15/64"	1893-00-19-004531	.4531"	29/64"	1893-00-19-006718	.6718"	43/64"	-	-	-

Metric

Part Number	Size		Part Number	Size		Part Number	Size		Part Number	Size	
	mm	Inch		mm	Inch		mm	Inch		mm	Inch
1893-00-17-010000	1.0	.0393"	1893-00-17-060000	6.0	.2362"	1893-00-17-110000	11.0	.4330"	1893-00-17-160000	16.0	.6299"
1893-00-17-015000	1.5	.0590"	1893-00-17-065000	6.5	.2559"	1893-00-17-115000	11.5	.4527"	1893-00-17-165000	16.5	.6496"
1893-00-17-020000	2.0	.0787"	1893-00-17-070000	7.0	.2756"	1893-00-17-120000	12.0	.4724"	1893-00-17-170000	17.0	.6692"
1893-00-17-025000	2.5	.0984"	1893-00-17-075000	7.5	.2952"	1893-00-17-125000	12.5	.4921"	1893-00-17-175000	17.5	.6889"
1893-00-17-030000	3.0	.1181"	1893-00-17-080000	8.0	.3150"	1893-00-17-130000	13.0	.5118"	1893-00-17-180000	18.0	.7086"
1893-00-17-035000	3.5	.1377"	1893-00-17-085000	8.5	.3346"	1893-00-17-135000	13.5	.5314"	1893-00-17-185000	18.5	.7283"
1893-00-17-040000	4.0	.1574"	1893-00-17-090000	9.0	.3543"	1893-00-17-140000	14.0	.5511"	1893-00-17-190000	19.0	.7480"
1893-00-17-045000	4.5	.1771"	1893-00-17-095000	9.5	.3740"	1893-00-17-145000	14.5	.5708"	1893-00-17-195000	19.5	.7677"
1893-00-17-050000	5.0	.1968"	1893-00-17-100000	10.0	.3937"	1893-00-17-150000	15.0	.5905"	1893-00-17-195000	20.0	.7874"
1893-00-17-055000	5.5	.2165"	1893-00-17-105000	10.5	.4133"	1893-00-17-155000	15.5	.6102"	-	-	-

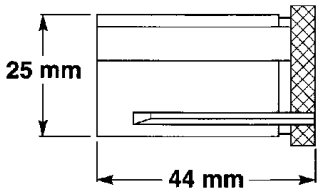

Metric OD & ID

Part Number	Size		Part Number	Size		Part Number	Size		Part Number	Size	
	mm	Inch		mm	Inch		mm	Inch		mm	Inch
2051-00-17-020000	2.0	.0787"	2051-00-17-070000	7.0	.2756"	2051-00-17-120000	12.0	.4724"	2051-00-17-170000	17.0	.6692"
2051-00-17-025000	2.5	.0984"	2051-00-17-075000	7.5	.2952"	2051-00-17-125000	12.5	.4921"	2051-00-17-175000	17.5	.6889"
2051-00-17-030000	3.0	.1181"	2051-00-17-080000	8.0	.3150"	2051-00-17-130000	13.0	.5118"	2051-00-17-180000	18.0	.7086"
2051-00-17-035000	3.5	.1377"	2051-00-17-085000	8.5	.3346"	2051-00-17-135000	13.5	.5314"	2051-00-17-185000	18.5	.7283"
2051-00-17-040000	4.0	.1574"	2051-00-17-090000	9.0	.3543"	2051-00-17-140000	14.0	.5511"	2051-00-17-190000	19.0	.7480"
2051-00-17-045000	4.5	.1771"	2051-00-17-095000	9.5	.3740"	2051-00-17-145000	14.5	.5708"	2051-00-17-195000	19.5	.7677"
2051-00-17-050000	5.0	.1968"	2051-00-17-100000	10.0	.3937"	2051-00-17-150000	15.0	.5905"	2051-00-17-200000	20.0	.7874"
2051-00-17-055000	5.5	.2165"	2051-00-17-105000	10.5	.4133"	2051-00-17-155000	15.5	.6102"	-	-	-
2051-00-17-060000	6.0	.2362"	2051-00-17-110000	11.0	.4330"	2051-00-17-160000	16.0	.6299"	-	-	-
2051-00-17-065000	6.5	.2559"	2051-00-17-115000	11.5	.4527"	2051-00-17-165000	16.5	.6496"	-	-	-

HDB9 Bushings - 1-1/8" OD

HARDENED & GROUND, SPLIT

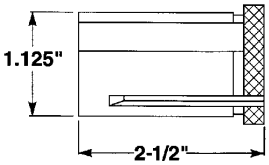

Inch Fractional

Part Number	Size		Part Number	Size		Part Number	Size		Part Number	Size	
1883-00-19-003750	.3750"	3/8"	1883-00-19-005468	.5468"	35/64"	1883-00-19-007187	.7187"	23/32"	1883-00-19-008906	.8906"	57/64"
1883-00-19-003906	.3906"	25/64"	1883-00-19-005625	.5625"	9/16"	1883-00-19-007343	.7343"	47/64"	1883-00-19-009062	.9062"	29/32"
1883-00-19-004062	.4062"	13/32"	1883-00-19-005781	.5781"	37/64"	1883-00-19-007500	.7500"	3/4"	1883-00-19-009218	.9218"	59/64"
1883-00-19-004218	.4218"	27/64"	1883-00-19-005937	.5937"	19/32"	1883-00-19-007656	.7656"	49/64"	1883-00-19-009375	.9375"	15/16"
1883-00-19-004375	.4375"	7/16"	1883-00-19-006093	.6093"	39/64"	1883-00-19-007812	.7812"	25/32	1883-00-19-009531	.9531"	61/64"
1883-00-19-004531	.4531"	29/64"	1883-00-19-006250	.6250"	5/8"	1883-00-19-007968	.7968"	51/64"	1883-00-19-009687	.9687"	31/32"
1883-00-19-004687	.4687"	15/32"	1883-00-19-006406	.6406"	41/64"	1883-00-19-008125	.8125"	13/16"	1883-00-19-009843	.9843"	63/64"
1883-00-19-004843	.4843"	31/64"	1883-00-19-006562	.6562"	21/32"	1883-00-19-008281	.8281"	53/64"	1883-00-19-010000	1.0000"	1"
1883-00-19-005000	.5000"	1/2"	1883-00-19-006718	.6718"	43/64"	1883-00-19-008437	.8437"	27/32"	-	-	-
1883-00-19-005156	.5156"	33/64"	1883-00-19-006875	.6875"	11/16"	1883-00-19-008593	.8593"	55/64"	-	-	-
1883-00-19-005312	.5312"	17/32"	1883-00-19-007031	.7031"	45/64"	1883-00-19-008750	.8750"	7/8"	-	-	-

Metric

Part Number	Size		Part Number	Size		Part Number	Size		Part Number	Size	
	mm	Inch		mm	Inch		mm	Inch		mm	Inch
1883-00-17-090000	9.0	.3543"	1883-00-17-135000	13.5	.5314"	1883-00-17-180000	18.0	.7086"	1883-00-17-225000	22.5	.8858"
1883-00-17-095000	9.5	.3740"	1883-00-17-140000	14.0	.5511"	1883-00-17-185000	18.5	.7283"	1883-00-17-230000	23.4	.9055"
1883-00-17-100000	10.0	.3937"	1883-00-17-145000	14.5	.5708"	1883-00-17-190000	19.0	.7480"	1883-00-17-235000	23.5	.9251"
1883-00-17-105000	10.5	.4133"	1883-00-17-150000	15.0	.5905"	1883-00-17-195000	19.5	.7677"	1883-00-17-240000	24.0	.9448"
1883-00-17-110000	11.0	.4330"	1883-00-17-155000	15.5	.6102"	1883-00-17-200000	20.0	.7874"	1883-00-17-245000	24.5	.9645"
1883-00-17-115000	11.5	.4527"	1883-00-17-160000	16.0	.6299"	1883-00-17-205000	20.5	.8070"	1883-00-17-250000	25.0	.9842"
1883-00-17-120000	12.0	.4724"	1883-00-17-165000	16.5	.6496"	1883-00-17-210000	21.0	.8267"	-	-	-
1883-00-17-125000	12.5	.4921"	1883-00-17-170000	17.0	.6692"	1883-00-17-215000	21.5	.8464"	-	-	-
1883-00-17-130000	13.0	.5118"	1883-00-17-175000	17.5	.6889"	1883-00-17-220000	22.0	.8661"	-	-	-

HDB10 Bushings - 1-1/4" OD

HARDENED & GROUND, SPLIT

Inch Fractional

Part Number	Size	
2043-00-19-003750	.3750"	3/8"
2043-00-19-005000	.5000"	1/2"
2043-00-19-006250	.6250"	5/8"
2043-00-19-007500	.7500"	3/4"
2043-00-19-008750	.8750"	7/8"
2043-00-19-010000	1.0000"	1"

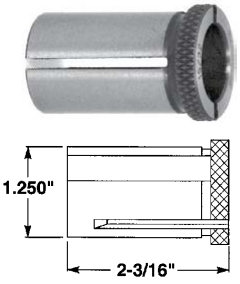

Metric OD & ID

Part Number	Size	
	mm	Inch
2045-00-17-100000	10.0	.3937"
2045-00-17-120000	12.0	.4724"
2045-00-17-160000	16.0	.6299"
2045-00-17-200000	20.0	.7874"
204s-00-17-250000	25.0	.9842"

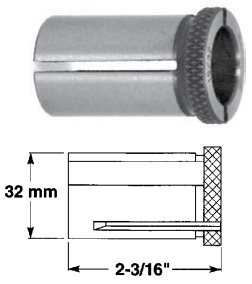

HDB12 Bushings - 1-1/2" OD

HARDENED & GROUND, SPLIT

Inch Fractional

Part Number	Size	
2047-00-19-003750	.3750"	3/8"
2047-00-19-005000	.5000"	1/2"
2047-00-19-006250	.6250"	5/8"
2047-00-19-007500	.7500"	3/4"
2047-00-19-008750	.8750"	7/8"
2047-00-19-010000	1.0000"	1"
2047-00-19-012500	1.2500"	1-1/4"

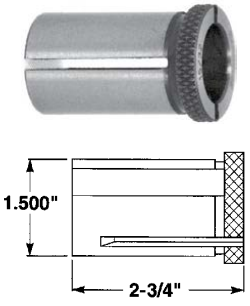

Metric OD & ID

Part Number	Size	
	mm	Inch
2049-00-17-100000	10.0	.3937"
2049-00-17-120000	12.0	.4724"
2049-00-17-160000	16.0	.6299"
2049-00-17-200000	20.0	.7874"
2049-00-17-250000	25.0	.9842"
2049-00-17-320000	32.0	.2598"

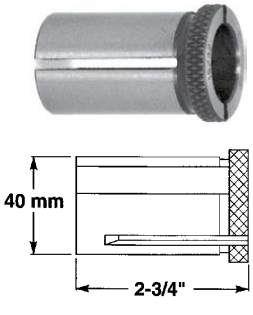

TYPE *B* TOOLHOLDER BUSHING

These split Type B Bushings are manufactured with flexible manufacturing systems, for all Types and sizes of CNC Lathes and Chuckers; are Heat Treated and precision ground concentric. It is used to adapt Drills, Boring Bars, and other Shank Tools. Select the O.D. size that fits your machine and order from the chart below.

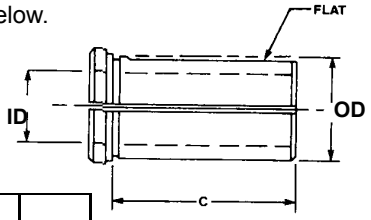

SERIES	SPECIFY CHOICE		CHOOSE FROM STANDARD I.D. SIZES SHOWN		
CAT. NO.	O.D.	O.D.	INCH	METRIC	C
*6801	3/4"	20MM	1/4, 5/16, 3/8, 1/2	6, 8, 10, 12	1-1/2"
*6802	1"	25MM	3/8, 1/2, 5/8, 3/4	10, 12, 16, 20	1-3/4"
*6802.5	1-1/4"	32MM	3/8, 1/2, 5/8, 3/4, 7/8, 1	10, 12, 16, 20, 25	2-1/8"
*6803	1-1/2"	40MM	3/8, 1/2, 5/8, 3/4, 7/8, 1, 1-1/4	10, 12, 16, 20, 25, 32	2-1/2"
*6804	1-3/4"	45MM	1/2, 5/8, 3/4, 7/8, 1, 1-1/4, 1-1/2	10, 12, 16, 20, 25, 32, 40	3"
*6805	2"	50MM	1/2, 5/8, 3/4, 7/8, 1, 1-1/4, 1-1/2 1-3/4"	12, 16, 20, 25, 32, 40	3-1/2"
*6806	2-1/2"	65MM	1/2, 5/8, 3/4, 7/8, 1, 1-1/4, 1-1/2 1-3/4, 2, 2-1/4"	20, 25, 32, 40, 45, 50	4"
*6807	3"	80MM	1, 1-1/4,1-1/2, 1-3/4, 2, 2-1/4, 2-1/2"	25, 32, 40, 45, 50, 60 65	4-1/2"
*6808	3-1/2"	90MM	1, 1-1/4,1-1/2, 1-3/4, 2, 2-1/4, 2-1/2, 3	25, 32, 40, 45, 50, 60 65	5-1/4"

NOTE: SERIES CATALOG NUMBERS SHOWN ARE FOR INCH O.D./ I.D. COMBINATIONS.
FOR BUSHINGS WITH ANY METRIC DIMENSIONS ADD A LETTER *M* TO THE CATALOG NUMBER
TO ORDER, SPECIFY SERIES CAT. NO., O.D. AND I.D. SIZE

TYPE *C* & CS TOOLHOLDER BUSHING

This CNC Type C Bushing is designed for universal use on all CNC turning machines to adapt a wide variety of Boring Bars, Drills, Reamers and Shank type tools. Precision machine hardened and ground concentric; made in the U.S.A. - BUILT TO LAST! Select the O.D. size that fits your machine and order from the chart below.

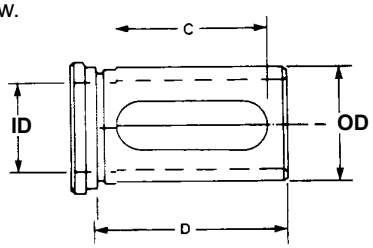

					SPECIFY LENGTH CHOICE DIM. C & D			
SERIES	SPECIFY CHOICE		CHOOSE FROM STANDARD I.D. SIZES SHOWN		C (STD)		CS (SHORT	
CAT. NO.	O.D.	O.D.	INCH	METRIC	C	D	C	D
*6810	3/4"	20MM	1/4, 5/16, 3/8, 1/2	6, 8, 10, 12	1-1/2"	2"	1-1/8"	1-1/2"
*6811	1"	25MM	1/4, 5/16, 3/8, 1/2, 5/8, 3/4	8, 10, 12, 16, 20	2-3/8"	2-3/4"	1-3/8"	1-3/4"
*6812	1-1/4"	32MM	3/8, 1/2, 5/8, 3/4, 7/8, 1	10, 12, 16, 20, 25	2-3/4"	3-1/4"	1-3/4"	2-1/8"
*6813	1-1/2"	40MM	3/8, 1/2, 5/8, 3/4, 7/8, 1, 1-1/4	10, 12, 16, 20, 25, 32	3"	3-3/8"	2-1/8"	2-1/2"
*6814	1-3/4"	45MM	1/2, 5/8, 3/4, 7/8, 1, 1-1/4, 1-1/2	12, 16, 20, 25, 32, 40	3-1/8"	3-1/2"	2-5/8"	3"
*6815	2"	50MM	1/2, 5/8, 3/4, 7/8, 1, 1-1/4, 1-1/2 1-3/4"	12, 16, 20, 25, 32, 40 45	3-5/8"	4"	3"	3-1/2"
*6816	2-1/2"	65MM	3/4, 1, 1-1/4,1-1/2, 1-3/4, 2, 2-1/4	20, 25, 32, 40, 45, 50	4-1/8"	4-1/2"	3-1/2"	4"
*6817	3"	80MM	1, 1-1/4,1-1/2, 1-3/4, 2, 2-1/4, 2-1/2"	25, 32, 40, 45, 50, 60 65	4-5/8"	5"	4-1/8"	4-1/2"
*6818	3-1/2"	90MM	1, 1-1/4,1-1/2, 1-3/4, 2, 2-1/4, 2-1/2, 3	25, 32, 40, 45, 50, 60 65	5"	5-3/4"	4-3/4"	5-1/4"

NOTE: SERIES CATALOG NUMBERS SHOWN ARE FOR INCH O.D./ I.D. COMBINATIONS.
FOR BUSHINGS WITH ANY METRIC DIMENSIONS ADD A LETTER *M* TO THE CATALOG NUMBER
TO ORDER, SPECIFY SERIES CAT. NO., O.D. AND I.D. SIZE AND LENGTH CHOICE-C OR CS

TYPE *DD* TOOLHOLDER BUSHING

With the combination of the industry standard "B" style split bushing and "J" set screw clearance bushing design, we have set a precedent with its new innovative "DD" Double Duty bushing. This new improved "DD" bushing with clearance holes and split milled flat can be used as a conventional "B" style or "J" style bushing. Select the O.D. size that fits your machine and order from the chart below.

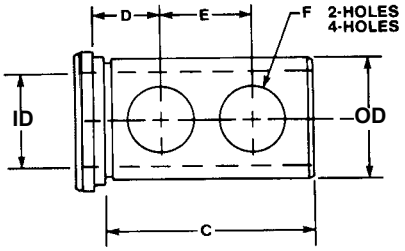

SERIES CAT. NO.	SPECIFY CHOICE O.D.	SPECIFY CHOICE O.D.	CHOOSE FROM STANDARD I.D. SIZES SHOWN INCH	CHOOSE FROM STANDARD I.D. SIZES SHOWN METRIC	C	D	E	F NO. HOLE	F DIA HOLE
*6830	1-1/2"	40MM	3/8, 1/2, 5/8, 3/4, 7/8, 1, 1-1/4	10, 12, 16, 20, 25, 32	2-1/2"	11/16"	1-1/8"	2	7/8"
*6831	1-3/4"	45MM	1/2, 5/8, 3/4, 7/8, 1, 1-1/4, 1-1/2	12, 16, 20, 25, 32, 40	3"	3/4"	1-1/4"	2	7/8"
*6832	2"	50MM	1/2, 5/8, 3/4, 7/8, 1, 1-1/4, 1-1/2 1-3/4"	12, 16, 20, 25, 32, 40 45	3-1/2"	3/4"	1-1/2"	2	1"
*6833	2-1/2"	65MM	1/2, 5/8, 3/4, 7/8, 1, 1-1/4, 1-1/2 1-3/4, 2, 2-1/4"	20, 25, 32, 40, 45, 50	4"	7/8"	1-3/4"	2	1-1/4"
*6834	3"	80MM	1, 1-1/4,1-1/2, 1-3/4, 2, 2-1/4, 2-1/2"	25, 32, 40, 45, 50, 60 65	4-1/2"	1"	2"	4	1-1/4"
*6835	3-1/2"	90MM	1-1/2, 1-3/4, 2, 2-1/4, 2-1/2, 3"	25, 32, 40, 45, 50, 60 65	5-1/4"	1-1/4"	2-1/2"	4	1-1/4"

NOTE: SERIES CATALOG NUMBERS SHOWN ARE FOR INCH O.D./ I.D. COMBINATIONS.
FOR BUSHINGS WITH ANY METRIC DIMENSIONS ADD A LETTER *M* TO THE CATALOG NUMBER
TO ORDER, SPECIFY SERIES CAT. NO., O.D. AND I.D. SIZE

TYPE *L* TOOLHOLDER BUSHING

All "L" style bushings are shoulder-less, have set screw clearance holes opposite the slot and have a split with a flat on the O.D. "L" Style Bushings are used to adapt drills, boring bars and shank tools to any size in a standard turret or toolholder. We have a full selection and assortment of these bushings. Select the O.D. size that fits your machine and order from the chart below.

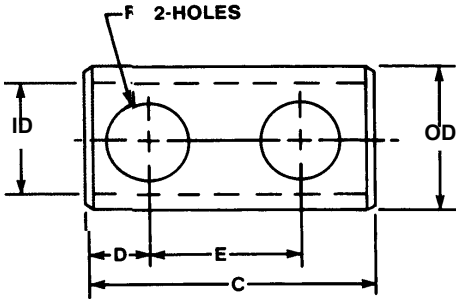

SERIES CAT. NO.	SPECIFY CHOICE O.D.	SPECIFY CHOICE O.D.	CHOOSE FROM STANDARD I.D. SIZES SHOWN INCH	CHOOSE FROM STANDARD I.D. SIZES SHOWN METRIC	C	D	E	F NO. HOLE	F DIA HOLE
*6850	1-1/2"	40MM	3/8, 1/2, 5/8, 3/4, 7/8, 1, 1-1/4	10, 12, 16, 20, 25, 32	3"	3/4"	1-5/8"	2	7/8"
*6851	1-3/4"	45MM	1/2, 5/8, 3/4, 7/8, 1, 1-1/4, 1-1/2	12, 16, 20, 25, 32, 40	3"	3/4"	1-5/8"	2	7/8"
*6852	2-1/4"	60MM	5/8, 3/4, 1, 1-1/4, 1-1/2, 1-3/4, 2	16, 20, 25, 32, 40, 50	4-1/2"	7/8"	2"	2	1"
*6853	2-3/4"	70MM	3/4, 1, 1-1/4, 1-1/2, 1-3/4, 2, 2-1/4"	20, 25, 32, 40, 50	4-1/2"	7/8"	2"	2	1"

NOTE: SERIES CATALOG NUMBERS SHOWN ARE FOR INCH O.D./ I.D. COMBINATIONS.
FOR BUSHINGS WITH ANY METRIC DIMENSIONS ADD A LETTER *M* TO THE CATALOG NUMBER
TO ORDER, SPECIFY SERIES CAT. NO., O.D. AND I.D. SIZE

TYPE *LB* TOOLHOLDER BUSHING

This Type LB Toolholder Bushing with long solid body, has four clearance holes so that you can clamp directly on the tool with Set Screws for positive alignment of the cutting edge of the tool. Manufactured to include clearance notches for coolant. They are hardened and precision ground concentric. Select the O.D. size that fits your machine and order from the chart below.

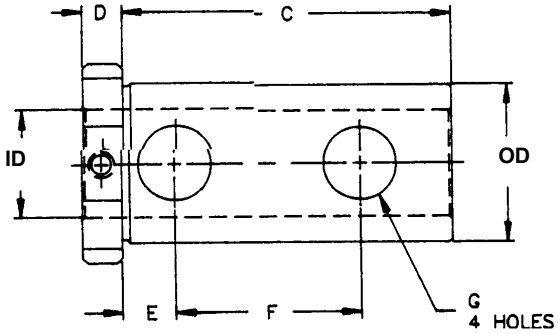

SERIES	SPECIFY CHOICE		CHOOSE FROM STANDARD I.D. SIZES SHOWN						
CAT. NO.	O.D.	O.D.	INCH	METRIC	C	D	E	F	G
*6858	1-1/4"	32MM	3/8, 1/2, 5/8, 3/4, 7/8, 1	10, 12, 16, 20, 25	3-1/8"	3/8"	1/2"	1-3/4"	5/8"
*6859	1-1/2"	40MM	3/8, 1/2, 5/8, 3/4, 7/8, 1, 1-1/4	10, 12, 16, 20, 25, 32	3-1/8"	3/8"	1/2"	1-3/4"	5/8"
*6860	2"	50MM	1/2, 5/8, 3/4, 7/8, 1, 1-1/4, 1-1/2, 1-3/4	12, 16, 20, 25, 32, 40, 45	4-1/2"	1/2"	1/2"	2-3/4"	11/16"

NOTE: SERIES CATALOG NUMBERS SHOWN ARE FOR INCH O.D./ I.D. COMBINATIONS.
FOR BUSHINGS WITH ANY METRIC DIMENSIONS ADD A LETTER *M* TO THE CATALOG NUMBER
TO ORDER, SPECIFY SERIES CAT. NO., O.D. AND I.D. SIZE

TYPE *LBF* TOOLHOLDER BUSHING

These Type LBF Type Bushings are manufactured with a flat for clamping the Toolholder and two set screws for clamping a variety of Drills, Boring Bars and other Shank Tools. Euipped with two clearance notches for coolant, they are Heat Treated and precision ground concentric. This Universal Style is good for Coolant Through the Tool applications due to its solid configuration. Select the O.D. size that fits your machine and order from the chart below.

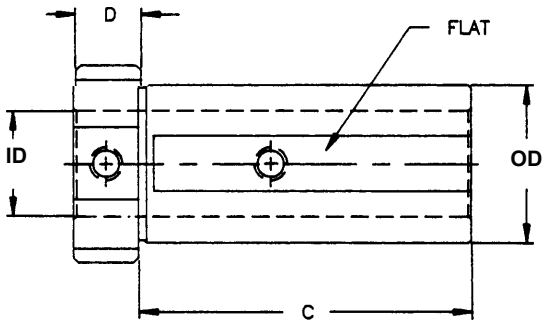

SERIES	SPECIFY CHOICE		CHOOSE FROM STANDARD I.D. SIZES SHOWN			
CAT. NO.	O.D.	O.D.	INCH	METRIC	C	D
*6863	1-1/4"	32MM	3/8, 1/2, 5/8, 3/4, 7/8, 1	10, 12, 16, 20, 25	2.812	5/8"
*6864	1-1/2"	40MM	3/8, 1/2, 5/8, 3/4, 7/8, 1, 1-1/4	10, 12, 16, 20, 25, 32	3.156	5/8"
*6865	2"	50MM	1/2, 5/8, 3/4, 7/8, 1, 1-1/4, 1-1/2, 1-3/4	12, 16, 20, 25, 32, 40, 45	3.750	3/4"

NOTE: SERIES CATALOG NUMBERS SHOWN ARE FOR INCH O.D./ I.D. COMBINATIONS.
FOR BUSHINGS WITH ANY METRIC DIMENSIONS ADD A LETTER *M* TO THE CATALOG NUMBER
TO ORDER, SPECIFY SERIES CAT. NO., O.D. AND I.D. SIZE

TYPE *J* TOOLHOLDER BUSHING

This Type J Toolholder Bushing, with long solid body, has clearance holes so that you can clamp directly on the tool with set screws for positive alignment of the cutting edge of the tool. They are hardened and precision ground concentric.

Select the O.D. size that fits your machine and order from the chart below.

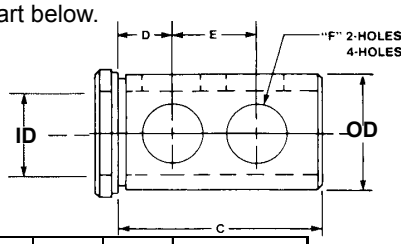

SERIES CAT. NO.	SPECIFY CHOICE O.D.	O.D.	CHOOSE FROM STANDARD I.D. SIZES SHOWN INCH	METRIC	C	D	E	F NO. HOLE	F DIA HOLE
*6819	3/4"	20MM	1/4, 5/16, 3/8, 1/2	6, 8, 10, 12	1-1/2"	3/8"	13/16"	2	3/8"
*6820	1"	25MM	3/8, 1/2, 5/8, 3/4	10, 12, 16, 20	1-3/4"	7/16"	7/8"	2	5/8"
*6821	1-1/4"	32MM	3/8, 1/2, 5/8, 3/4, 7/8, 1	10, 12, 16, 20, 25	2-1/8"	5/8"	1"	2	3/4"
*6822	1-1/2"	40MM	3/8, 1/2, 5/8, 3/4, 7/8, 1, 1-1/4	10, 12, 16, 20, 25, 32	2-1/2"	11/16"	1-1/8"	2	7/8"
*6823	1-3/4"	45MM	1/2, 5/8, 3/4, 7/8, 1, 1-1/4, 1-1/2	12, 16, 20, 25, 32, 40	3"	3/4"	1-1/4"	2	7/8"
*6824	2"	50MM	1/2, 5/8, 3/4, 7/8, 1, 1-1/4, 1-1/2 1-3/4"	12, 16, 20, 25, 32, 40 45	3-1/2"	3/4"	1-1/2"	2	1"
*6825	2-1/2"	65MM	3/4, 7/8, 1, 1-1/4,1-1/2, 1-3/4, 2, 2-1/4"	20, 25, 32, 40, 45, 50	4"	7/8"	1-3/4"	2	1-1/4"
*6826	3"	80MM	1, 1-1/4,1-1/2, 1-3/4, 2, 2-1/4, 2-1/2"	25, 32, 40, 45, 50, 60 65	4-1/2"	1"	2"	4	1-1/4"
*6827	3-1/2"	90MM	1, 1-1/4,1-1/2, 1-3/4, 2, 2-1/4, 2-1/2, 3	25, 32, 40, 45, 50, 60 65	5-1/4"	1-1/4"	2-1/2"	4	1-1/4"

NOTE: SERIES CATALOG NUMBERS SHOWN ARE FOR INCH O.D./ I.D. COMBINATIONS.
FOR BUSHINGS WITH ANY METRIC DIMENSIONS ADD A LETTER *M* TO THE CATALOG NUMBER
TO ORDER, SPECIFY SERIES CAT. NO., O.D. AND I.D. SIZE

TYPE *Z* TOOLHOLDER BUSHING

The most flexible Tooholder Bushing for all types of CNC Turning Centers, Turret Lathes and Chuckers. The Elongated Slot gives the user a complete interchangeability with all brands of equipment. The added Set Screws in the Head allow for increased rigidity. The bushings are hardened and precision ground concentric. Can also be used for Preset Tooling.

Select the O.D. size that fits your machine and order from the chart below.

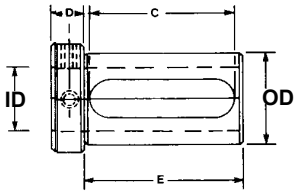

					SPECIFY LENGTH CHOICE DIM. E & C Z (STD)		ZS (SHORT)		ZL (LONG)		
SERIES CAT. NO.	SPECIFY CHOICE O.D.	O.D.	CHOOSE FROM STANDARD I.D. SIZES SHOWN INCH	METRIC	E	C	E	C	E	C	D
*6840	3/4"	20MM	1/4, 5/16, 3/8, 1/2	6, 8, 10, 12	2-1/2"	2-3/8"					1/2"
*6841	1"	25MM	1/4, 5/16, 3/8, 1/2, 5/8, 3/4	8, 10, 12, 16, 20	2-3/4"	2-3/8"					1/2"
*6842	1-1/4"	32MM	3/8, 1/2, 5/8, 3/4, 7/8, 1"	10, 12, 16, 20, 25	3"	2-5/8"	2-1/4"	1-7/8"	3-3/4"	3-1/8"	5/8"
*6843	1-1/2"	40MM	3/8, 1/2, 5/8, 3/4, 7/8, 1", 1-1/4	10, 12, 16, 20, 25, 32	3-1/4"	2-7/8"	2-1/2"	2-1/8"	4"	3-5/8"	3/4"
*6844	1-3/4"	45MM	1/2, 5/8, 3/4, 7/8, 1", 1-1/4, 1-1/2	12, 16, 20, 25, 32, 40	3-1/2"	3-1/8"	2-3/4"	2-3/8"	4-1/4"	3-7/8"	3/4"
*6845	2"	50MM	1/2, 5/8, 3/4, 7/8, 1, 1-1/4, 1-1/2, 1-3/4	12, 16, 20, 25, 32, 40, 45	3-3/4"	3-1/2"	3"	2-5/8"	4-1/2"	4-1/8"	3/4"
*6846	2-1/2"	65MM	5/8, 3/4, 7/8, 1, 1-1/4, 1-1/2, 1-3/4, 2, 2-1/4	16, 20, 25, 32, 40, 45, 50	4-1/4"	3-7/8"	3-1/2"	3-1/8"	5"	4-5/8"	3/4"
*6847	3"	80MM	1", 1-1/4, 1-1/2, 1-3/4, 2", 2-1/4, 2-1/2	25, 32, 40, 50, 60, 65	4-3/4"	4-3/8"	3-3/4"	3-3/8"	5-3/4"	5-3/8"	3/4"
*6848	3-1/2"	90MM	1-1/4, 1-1/2, 1-3/4, 2", 2-1/4, 2-1/2, 3"	32, 40, 50, 60, 65	5-1/2"	4-7/8"	4-1/2"	3-7/8"	6-1/2"	5-7/8"	1"
*6849	4"	100MM	1-1/2, 1-3/4, 2", 2-1/4, 2-1/2, 3"	40, 50, 60, 65, 80	6-1/4"	5-5/8"	5"	4-3/8"	7-1/2"	4-3/8"	1"

NOTE: SERIES CATALOG NUMBERS SHOWN ARE FOR INCH O.D./ I.D. COMBINATIONS.
FOR BUSHINGS WITH ANY METRIC DIMENSIONS ADD A LETTER *M* TO THE CATALOG NUMBER
TO ORDER, SPECIFY SERIES CAT. NO., O.D. AND I.D. SIZE AND LENGTH CHOICE-Z, ZS OR ZL

SOMMA

Broaching

Form & Shave

Dovetail Blanks

Cut Off

Swiss Turn

Box Turn

End Working

Knurling

Tapping

Reaming

Drilling

Tool Bushings

Tool Collets

V-Flange Collet Chucks

Endmills

Workholding

and More

SOMMA TOOL CO., INC.

109 Scott Road
Waterbury, CT 06705 USA
(203) 753-2114 ▪ FAX (203) 756-5489
www.sommatool.com ▪ EMAIL sales@sommatool.com

COPYRIGHT © 2017

MADE IN U.S.A.